



# 2008-09 Review

2009  
Horizon League  
Season Champs



Gordon Hayward was named Horizon League Newcomer of the Year in 2008-09. He further earned first team All-League recognition.

**CHAMPIONSHIP SEASON:** As basketball success stories go, Butler's 2008-09 campaign fell squarely into the "remarkable" category. Butler head coach Brad Stevens took a team with no seniors and just one returning starter and turned it into a championship squad that earned national recognition and a third consecutive berth in the NCAA Tournament! The Bulldogs matched the fourth-highest single season win total in school history with a 26-6 final record and claimed a third straight Horizon League regular season title (despite being picked fifth in a preseason poll of league coaches, media and sports information directors). Stevens guided the Bulldogs to 11 road victories, which matched the second-highest total in the nation, and 15 Horizon League wins, the third-highest mark in league history! Butler climbed into the "Top 25" in both the Associated Press (A.P.) and the ESPN/USA Today national polls for 12 consecutive weeks, including three weeks among the nation's top 15 teams. Only 10 teams in the nation finished with a better winning percentage than Butler's .813 mark, and only five teams had fewer losses. The 2008-09 Bulldogs became just the 10th team in league history to win 26 games and the first to do it without a senior on the roster.

**Butler's nine regular season titles are the most in Horizon League history.**

**20-PLUS:** The Bulldogs posted their 11th 20-win season in the past 13 years and their fourth consecutive. Butler also won 20 regular season games for the third straight year and for the fifth time in school history. The Bulldogs' 25 regular season victories matched the third-highest total in Butler basketball history.

**The Bulldogs became the first Horizon League team to record three consecutive 25-win seasons.**

**BONUS PLAY:** Butler advanced to post-season tournament play for the 11th time in 13 years in 2009. The Bulldogs earned bids to the NCAA Men's Basketball National Championship in 1997, 1998, 2000, 2001, 2003, 2007, 2008 and 2009 and to the National Invitation Tournament (NIT) in 1999, 2002 and 2006. Butler has 10 postseason wins over the past 13 years.

**Butler leads the current Horizon League membership with nine NCAA Tournament appearances.**

**RECORD RUN:** Butler's 85 wins over the past three seasons set a school and Horizon League record for most wins in three consecutive years, breaking the previous mark of 77 wins set by Butler from 2000 to 2003. The Bulldogs also own the two-year record with 59 wins, 2006-08.

## 2008-09 Butler Resume


- 26 wins (tied the fourth-most in school history)
- 15 Horizon League wins (second-most in school history; third-most in league history)
- 25 regular season wins (tied the third-most in school history)
- Third consecutive Horizon League regular season championship
- Third straight trip to the NCAA Men's Basketball Tournament
- 11-game winning streak (tied the fourth-longest win streak in school history)
- Ranked in the A.P. "Top 25" for 12 consecutive weeks, reaching as high as No. 11.
- Ranked in the ESPN/USA Today "Top 25" for 12 consecutive weeks, climbing as high as No. 11.

**TOP DOG:** Butler sophomore **Matt Howard** became the third Butler player in the past four seasons to be named Horizon League Player of the Year. He further was named first team All-League and was picked to the league's five-player All-Defensive team. The 6-8 forward led the Horizon League in field goal shooting (.550), while ranking fourth in scoring (14.8) and rebounding (6.8) and second in blocked shots (1.5). Howard follows former teammate Mike Green (2007-08) and Brandon Polk (2005-06) as recent Butler players to be named league Player of the Year. In 2007-08, Howard was named Horizon League Newcomer of the Year and was chosen second team All-League.

**Matt Howard is the fourth player in Horizon League history to be named Newcomer of the Year and Player of the Year in consecutive seasons.**

## Poll Watch

Butler became the second team in Horizon League history to achieve a national ranking in three consecutive seasons. Xavier cracked the "Top 25" for three straight seasons, 1992-95, before leaving the Horizon League after the 1994-95 season. Since the start of the 2006-07 season, the Bulldogs have been ranked in the national "Top 25" for 47 weeks.



Junior Matt Howard was named Horizon League Player of the Year.

**FRESH LOOK:** Freshman **Gordon Hayward** capped off his first regular season with the Bulldogs by being named Horizon League Newcomer of the Year. The first-year forward, who also was named first team All-League, led all Horizon League freshmen in scoring and rebounding, and he ranked among the league's "Top 10" overall in both categories.

## BUTLER IN THE POLLS 2008-09

	AP	ESPN/ USA Today
Preseason	RV (47T)	NR
Nov. 17	NR	NR
Nov. 24	NR	NR
Dec. 1	RV (38T)	RV (35T)
Dec. 8	RV (34)	RV (32)
Dec. 15	RV (30T)	RV (30)
Dec. 22	RV (29)	RV (31T)
Dec. 29	25	RV (28)
Jan. 5	21	20
Jan. 12	17	18
Jan. 19	16	17
Jan. 26	13	13
Feb. 2	11	11
Feb. 9	15	15
Feb. 16	21	22
Feb. 23	24	23
Mar. 2	22	22
Mar. 9	16	17
Mar. 16	22	23
Apr. 8	--	25

He became the third consecutive Butler player to be named league Newcomer of the Year, following Mike Green (2006-07) and Matt Howard (2007-08). Hayward became the second Butler freshman to be named league Newcomer of the Year (Matt Howard was the first), and just the second Butler freshman to be named first team All-Horizon League, following Tony Warren in 1979-80.

**Butler became the first Horizon League school to have the league's Newcomer of the Year in three successive seasons.**


**NEW KIDS:** Freshman **Shelvin Mack** joined teammate **Gordon Hayward** on the Horizon League All-Newcomer Team in 2008-09. Mack was the top freshman in the league in assists, and he ranked third among all newcomers in scoring. The other three players on the All-Newcomer squad were juniors.

**CLASS OF ONE:** Butler's **Gordon Hayward** was the only player in the Horizon League to rank in the "Top 10" in the ten different statistical categories! He finished eighth in scoring (13.1), fifth in rebounding (6.5), fifth in field goal shooting (.479), second in 3-point field goal shooting (.448), fifth in free throw shooting (.815), fifth in 3-point field goals (2.2), seventh in steals (1.5), sixth in blocked shots (0.9), third in defensive rebounds (5.0) and seventh in minutes played (32.7). He was the top freshman in all 10 categories.

**DEFENSIVE STAND:** Butler finished second in the Horizon League and sixth in the NCAA Division I in team scoring defense (57.9). The Bulldogs held four of their last five opponents under 60 points and kept 20 total opponents to 59 points or less. Butler led the Horizon League in three-point field goal percentage defense (.321), while ranking second in field goal percentage defense (.385).

**Butler ranked seventh in Division I in field goal percentage defense.**

**LEAGUE HONOR:** Butler head coach **Brad Stevens** was named to 2008-09 Horizon League Coach of the Year, after leading the Bulldogs to the league regular season title. He became the fourth different Butler coach in the past decade to earn the league's top honor, following Barry Collier (1999-2000), Thad Matta (2000-01) and Todd Lickliter (2005-06 and 2006-07).



Shelvin Mack became just the third freshman in Butler history to record 100 assists.

**QUICK STUDY:** **Brad Stevens** moved into the No. 2 spot on the NCAA Division I list for Best Career Coaching Starts-Two Seasons with his 56-10 career record. Bill Guthridge of North Carolina holds the top spot with a 58-14 record from 1998 to 1999, while Everett Case was 55-8 in his first two seasons (1947-48) at North Carolina State. The No. 4 spot on the list is Stevens' former boss, Todd Lickliter, who was 53-12 in his first two seasons at Butler, 2002-03!

**POLLING DATA:** Butler was ranked in the "Top 25" in both the Associated Press (A.P.) and ESPN/USA Today national polls for the final 10 weeks of the regular season. The Bulldogs, ranked as high as No. 11 during the year, wound up at No. 22 in the A.P. poll (March 16) and No. 25 in the ESPN/USA Today poll (April 8).

## Smart Pick

**Matt Howard** was one of 15 Division I players named to the 2008-09 ESPN The Magazine/CoSIDA Academic All-America Team. Howard, a finance major with a 3.727 grade point average, was picked to the second team on the honor squad. He was the lone sophomore honored among the 15 players. Howard became Butler's third Academic All-American in two years.



# NCAA Tournament

2009  
Horizon League  
Season Champs

## 2009 NCAA Men's Basketball Championship



**LSU 75, Butler 71**  
Thursday, March 19, 2009  
Greensboro Coliseum  
Greensboro, N.C.

•Sophomore **Matt Howard** led the Bulldogs against LSU with 22 points. It was the fourth-highest point total by a Butler player in an NCAA Tournament game.

•**Matt Howard** hit 10 free throws against LSU, setting a new Butler NCAA Tournament record for most free throws made. The previous Butler mark was eight free throws, shared by Jeff Blue against Bowling Green in 1962 and Andrew Graves against Florida in 2000.

•Guard **Shelvin Mack** tallied 18 points against LSU, the highest point total ever by a Butler freshman in NCAA Tournament play. Mack also had the highest rebound total for a Butler freshman in an NCAA tournament game with eight.

•Junior **Willie Veasley** became the first Butler player to see action in three consecutive NCAA Tournaments. He played in his fifth NCAA Tournament game, second only to former Butler players Joel Cornette and Darnell Archey (2000-2003).

•**Brad Stevens** became the first Butler head coach to reach the NCAA Tournament in each of his first two seasons with the Bulldogs. Stevens participated in his fifth NCAA Tournament overall, including one (2001) as Director of Basketball Operations and two (2003 & 2007) as an assistant coach with the Bulldogs.


•The Bulldogs were eliminated by a team from the Southeastern Conference for the third consecutive year. Florida defeated Butler in the Sweet 16 in 2007 and Tennessee beat the Bulldogs in the second round in 2008. Butler fell to 8-9 all-time in NCAA Tournament play.



Matt Howard hit six of 10 shots and scored a team-high 22 points against LSU.



Avery Jukes came off the bench with six points and four rebounds in Butler's NCAA Tournament game.



Gordon Hayward had 12 points, six rebounds and four assists in his first NCAA Tournament action.



Shelvin Mack scored 18 points and shared team rebounding honors with eight against LSU.






Gordon Hayward finished as the third-leading scorer for the gold-medal winning USA U19 Team.



Butler's Shelvin Mack was named captain of the 2009 USA U19 World Championship Team.



Gold medalists Shelvin Mack and Gordon Hayward led Butler in scoring in Italy.



## 2009 FIBA U19 World Championship

•Butler was one of two schools (Washington State was the other) to have two players named to the U.S. Men's U19 National Team, during the summer of 2009. **Gordon Hayward** and **Shelvin Mack** helped the United States capture the FIBA U19 World Championship in Auckland, New Zealand, with a perfect 9-0 record.

•The U19 World Championship was the first for the United States since 1991. The U.S. defeated Croatia, 81-77, in the tournament semifinals and then beat Greece, 88-80, for the title.

•**Gordon Hayward** was named to the Best of the Best All-Tournament Team following the championship game. He averaged 10.0 points, 5.7 rebounds and 1.8 assists in the tournament. Hayward finished third on the team in scoring, second in rebounding, fifth in assists and second in blocked shots (10).

•**Shelvin Mack**, named captain of the U. S. team, averaged 5.9 points, 2.9 rebounds and 1.9 rebounds for the nine games in Auckland, New Zealand. He shot a team-best .900 (9-10) from the free throw line.

## 2009 Butler Summer Tour of Italy

•The Bulldogs spent 10 days traveling and playing in Italy during August of 2009. The team played four games during the tour, two each against the Swiss National Team and Prima Veroli, an Italian club team. Butler dropped its first two games to the Swiss squad, before posting back-to-back wins over the Italian squad.

•Newcomer **Chase Stigall**, who sat out last season as a "redshirt," led the Bulldogs to their first victory in Italy with 20 points against Prima Veroli. He was one of five Butler players to score in double-figures in the game. Stigall also led the Bulldogs in the second game against Prima Veroli with 15 points

•**Gordon Hayward** turned in Butler's top scoring performance in Italy with 27 points against the Swiss National Team.

•**Shelvin Mack** and Hayward led the Bulldogs in scoring during the tour of Italy with 48 points apiece. Stigall finished with 44 points, while **Garrett Butcher** added 40. **Matt Howard**, 2009 Horizon League Player of the Year, did not play in the final two games of the trip because of an ankle injury.



# 2008-09 Review

2009  
Horizon League  
Season Champs



## 2008-09 HORIZON LEAGUE STANDINGS



	Conference Games			All Games					
	W	L	PCT.	W	L	PCT.	H	A	N
Butler	15	3	.833	26	6	.812	15-2	11-3	0-1
Green Bay	13	5	.722	22	11	.667	13-2	7-7	2-2
Cleveland State	12	6	.667	26	11	.703	14-2	8-8	4-1
Wright State	12	6	.667	20	13	.606	11-4	5-9	0-0
Milwaukee	11	7	.611	17	14	.548	12-3	3-10	2-1
UIC	7	11	.389	16	15	.516	8-6	8-8	0-1
Youngstown State	7	11	.389	11	19	.367	7-9	4-10	0-0
Loyola	6	12	.333	14	18	.438	8-8	5-9	1-1
Valparaiso	5	13	.278	9	22	.290	8-6	1-12	0-4
Detroit	2	16	.111	7	23	.233	4-8	3-15	0-0

### TEAM STATISTICS (CONTINUED)

REBOUND OFF.	G	REB.	AVG.
Milwaukee	31	1182	38.1
UIC	31	1156	37.3
Youngstown State	30	1066	35.5
Cleveland State	37	1267	34.2
Loyola	32	1095	34.2
Butler	32	1094	34.2
Green Bay	33	1068	32.4
Wright State	33	1043	31.6
Valparaiso	31	971	31.3
Detroit	30	931	31.0

REBOUNDING DEF.	G	REB.	AVG.
Butler	32	989	30.9
Detroit	30	944	31.5
Valparaiso	31	1023	33.0
Cleveland State	37	1249	33.8
Green Bay	33	1115	33.8
UIC	31	1057	34.1
Wright State	33	1141	34.6
Youngstown State	30	1043	34.8
Loyola	32	1137	35.5
Milwaukee	31	1132	36.5

### 2008-09 HORIZON LEAGUE TEAM STATISTICS

SCORING OFFENSE	G	PTS.	AVG.	FIELD GOAL PCT.	G	FG	FGA	PCT.	REBOUND MARGIN	G	TEAM	OPP.	MAR.
Green Bay	33	2399	72.7	Green Bay	33	796	1788	.445	Butler	32	34.2	30.9	+3.3
Milwaukee	31	2108	68.0	Butler	32	705	1609	.438	UIC	31	37.3	34.1	+3.2
Butler	32	2168	67.8	Cleveland State	37	882	2043	.432	Milwaukee	31	38.1	36.5	+1.6
UIC	31	2087	67.3	Valparaiso	31	678	1611	.421	Youngstown State	30	35.5	34.8	+0.8
Cleveland State	37	2455	66.4	Detroit	30	610	1464	.417	Cleveland State	37	34.2	33.8	+0.5
Youngstown State	30	1981	66.0	Youngstown State	30	709	1712	.414	Detroit	30	31.0	31.5	-0.4
Loyola	32	2026	63.3	UIC	31	724	1767	.410	Loyola	32	34.2	35.5	-1.3
Valparaiso	31	1900	61.3	Wright State	33	673	1644	.409	Green Bay	33	32.4	33.8	-1.4
Wright State	33	1995	60.5	Loyola	32	731	1795	.407	Valparaiso	31	31.3	33.0	-1.7
Detroit	30	1694	56.5	Milwaukee	31	706	1777	.397	Wright State	33	31.6	34.6	-3.0

SCORING DEFENSE	G	PTS.	AVG.	FG PCT. DEFENSE	G	FG	FGA	PCT.	ASSISTS	G	AST.	AVG.
Wright State	33	1897	57.5	Wright State	33	633	1652	.383	Green Bay	33	462	14.0
Butler	32	1854	57.9	Butler	32	639	1659	.385	Cleveland State	37	512	13.8
Cleveland State	37	2203	59.5	UIC	31	709	1733	.409	Butler	32	417	13.0
Detroit	30	1937	64.6	Cleveland State	37	770	1873	.411	Youngstown State	30	390	13.0
Valparaiso	31	2031	65.5	Milwaukee	31	753	1811	.416	Valparaiso	31	403	13.0
UIC	31	2035	65.6	Green Bay	33	755	1777	.425	UIC	31	390	12.6
Green Bay	33	2196	66.5	Valparaiso	31	656	1508	.435	Loyola	32	382	11.9
Loyola	32	2154	67.3	Detroit	30	650	1484	.438	Milwaukee	31	358	11.5
Milwaukee	31	2108	68.0	Youngstown State	30	722	1637	.441	Wright State	33	373	11.3
Youngstown State	30	2067	68.9	Loyola	32	766	1735	.441	Detroit	30	310	10.3

SCORING MARGIN	G	OFF.	DEF.	MAR.	3-PT. FG PCT.	G	FG	FGA	PCT.	TURNOVER MARGIN	G	TEAM	OPP.	MAR.
Butler	32	67.8	57.9	+9.8	Green Bay	33	268	653	.410	Cleveland State	37	12.3	15.9	+3.6
Cleveland State	37	66.4	59.5	+6.8	UIC	31	199	545	.365	Wright State	33	12.4	14.9	+2.6
Green Bay	33	72.7	66.5	+6.2	Butler	32	257	731	.352	Green Bay	33	12.6	14.9	+2.2
Wright State	33	60.5	57.5	+3.0	Milwaukee	31	246	724	.340	Loyola	32	13.0	14.2	+1.2
UIC	31	67.3	65.6	+1.7	Youngstown State	30	165	490	.337	Butler	32	12.5	13.2	+0.7
Milwaukee	31	68.0	68.0	0.0	Valparaiso	31	205	624	.329	UIC	31	13.0	13.0	0.0
Youngstown State	30	66.0	68.9	-2.9	Wright State	33	188	582	.323	Valparaiso	31	15.0	15.0	0.0
Loyola	32	63.3	67.3	-4.0	Loyola	32	158	506	.312	Youngstown State	30	13.4	13.1	-0.2
Valparaiso	31	61.3	65.5	-4.2	Cleveland State	37	180	578	.311	Milwaukee	31	12.9	11.7	-1.2
Detroit	30	56.5	64.6	-8.1	Detroit	30	96	348	.276	Detroit	30	16.8	14.0	-2.8

FREE THROW PCT.	G	FTM	FTA	PCT.	3-PT FG PCT. DEF.	G	FG	FGA	PCT.	3-POINT FIELD GOALS	G	3FG	AVG.
Green Bay	33	539	685	.787	Butler	32	184	573	.321	Green Bay	33	268	8.1
UIC	31	440	574	.767	Cleveland State	37	180	557	.323	Butler	32	257	8.0
Butler	32	501	692	.724	UIC	31	228	701	.325	Milwaukee	31	246	7.9
Milwaukee	31	450	626	.719	Wright State	33	207	628	.330	Valparaiso	31	205	6.6
Cleveland State	37	511	729	.701	Green Bay	33	212	637	.333	UIC	31	199	6.4
Wright State	33	461	667	.691	Milwaukee	31	183	536	.341	Wright State	33	188	5.7
Loyola	32	406	598	.679	Youngstown State	30	168	486	.346	Youngstown State	30	165	5.5
Youngstown State	30	398	612	.650	Loyola	32	203	567	.358	Loyola	32	158	4.9
Detroit	30	378	585	.646	Valparaiso	31	217	602	.360	Cleveland State	37	180	4.9
Valparaiso	31	339	554	.612	Detroit	30	182	501	.363	Detroit	30	96	3.2



## 2008-09 HORIZON LEAGUE INDIVIDUAL LEADERS

SCORING				G	PTS.	AVG.	3-PT. FG PCT.	G	3FG	3FA	PCT.
Ryan Tillema, GB	26	446	17.2	Ryan Tillema, GB	26	74	163	.454			
Josh Mayo, UIC	30	511	17.0	Gordon Hayward, BU	32	69	154	.448			
J'Nathan Bullock, CSU	37	562	15.2	Troy Cotton, GB	33	89	207	.430			
Matt Howard, BU	32	475	14.8	Zach Hahn, BU	30	43	105	.410			
J. R. Blount, LU	32	450	14.1	Howard Little, VU	31	39	96	.406			

REBOUNDING				G	TOT	AVG.	3-PT. FG MADE	G	3FG	AVG.
Scott VanderMeer, UIC	31	276	8.9	Ryan Tillema, GB	26	74	2.8			
Sirlester Martin, YSU	30	220	7.3	Troy Cotton, GB	33	89	2.7			
J'Nathan Bullock, CSU	37	261	7.1	Josh Mayo, UIC	30	72	2.4			
Matt Howard, BU	32	216	6.8	Tone Boyle, UWM	30	66	2.2			
Gordon Hayward, BU	32	207	6.5	Gordon Hayward, BU	32	69	2.2			

FIELD GOAL PCT.				G	FGM	FGA	PCT.	ASSIST/TO RATIO	G	AST.	TO	RATIO
Matt Howard, BU	32	148	269	.550	Rahmon Fletcher, GB	33	147	81	1.8			
Cory Cooperwood, WSU	33	113	226	.500	Shelvin Mack, BU	32	111	67	1.7			
Rahmon Fletcher, GB	33	131	266	.492	Spencer Stewart, UIC	25	119	76	1.6			
Urule Igbavboa, VU	30	123	254	.484	Cedric Jackson, CSU	37	199	132	1.5			
Gordon Hayward, BU	32	125	261	.479	Woody Payne, UDM	30	107	74	1.4			

FREE THROW PCT.				G	FTM	FTA	PCT.	BLOCKED SHOTS	G	BLK	AVG.
Mike Schachtner, GB	33	120	135	.889	Scott VanderMeer, UIC	31	77	2.5			
Josh Mayo, UIC	30	119	138	.862	Matt Howard, BU	32	48	1.5			
James Eayrs, UWM	31	62	73	.849	Darrin Williams, LU	32	39	1.2			
Robo Kreps, UIC	31	63	75	.840	Jack Liles, YSU	30	36	1.2			
Gordon Hayward, BU	32	101	124	.815	Chris Moore, CSU	37	37	1.0			

ASSISTS				G	AST.	AVG.	STEALS	G	STL	AVG.
Cedric Jackson, CSU	37	199	5.4	Cedric Jackson, CSU	37	112	3.0			
Spencer Stewart, UIC	25	119	4.8	Woody Payne, UDM	30	66	2.2			
Rahmon Fletcher, GB	33	147	4.5	Terry Evans, GB	31	67	2.2			
Woody Payne, UDM	30	107	3.6	Justin Cerasoli, LU	32	66	2.1			
DeAndre Mays, YSU	30	105	3.5	Rahmon Fletcher, GB	33	60	1.8			

## 2009 HORIZON LEAGUE TOURNAMENT

### First Round (Campus Sites)

- #3 Cleveland State 56, #10 Detroit 43
- #7 UIC 73, #6 Youngstown State 68
- #4 Wright State 68, #9 Valparaiso 56
- #5 Milwaukee 77, #8 Loyola 68

### Hinkle Fieldhouse, Indianapolis, Ind. Second Round

- #4 Wright State 80, #5 Milwaukee 70
- #3 Cleveland State 67, #7 UIC 64

### Semifinals

- #1 Butler 62, #4 Wright State 57
- #3 Cleveland State 73, #2 Green Bay 67

### Championship

- (Hinkle Fieldhouse, Indianapolis, Ind.)  
#3 Cleveland State 57, #1 Butler 54

### 2009 ALL-TOURNAMENT TEAM

- Cedric Jackson, Cleveland State (MVP)
- Matt Howard, Butler
- Shelvin Mack, Butler
- J'Nathan Bullock, Cleveland State
- Norris Cole, Cleveland State

### 2008-09 HORIZON LEAGUE AWARDS

#### FIRST TEAM ALL-LEAGUE

- Matt Howard, Butler
- J'Nathan Bullock, Cleveland State
- Gordon Hayward, Butler
- Ryan Tillema, Green Bay
- Josh Mayo, UIC

#### SECOND TEAM ALL-LEAGUE

- Cedric Jackson, Cleveland State
- Rahmon Fletcher, Green Bay
- Tone Boyle, Milwaukee
- Todd Brown, Wright State
- Urule Igbavboa, Valparaiso

#### ALL-NEWCOMER TEAM

- Gordon Hayward, Butler
- Shelvin Mack, Butler
- Tone Boyle, Milwaukee
- DeAndre Mays, Youngstown State
- James Eayrs, Milwaukee

#### ALL-DEFENSIVE TEAM

- Matt Howard, Butler
- Terry Evans, UW-Green Bay
- Scott VanderMeer, UIC
- Will Graham, Wright State
- Cedric Jackson, Cleveland State

#### PLAYER OF THE YEAR

- Matt Howard, Butler

#### NEWCOMER OF THE YEAR

- Gordon Hayward, Butler

#### COACH OF THE YEAR

- Brad Stevens, Butler

#### DEFENSIVE PLAYER OF THE YEAR

- Cedric Jackson, Cleveland State

#### SIXTH MAN OF THE YEAR

- Ryan Tillema, Green Bay



Matt Howard led the Horizon League in field goal shooting with a .550 season percentage.



Gordon Hayward ranked in the "Top 10" in the Horizon League in 10 different statistical categories.



# 2008-09 Review

2009  
Horizon League  
Season Champs

## 2008-09 BUTLER MEN'S BASKETBALL STATISTICS

(Record: 26-6; Home 15-2, Away 11-3, Neutral 0-1)

PLAYER	G-GS	MIN	Total		3-Point		FTM-A	PCT.	Rebounds			PF-D	A	TO	B	S	PTS	AVG.
			FGM-A	PCT.	FGM-A	PCT.			O/D	TOT	AVG.							
Matt Howard	32-32	888	148-269	.550	2-9	.222	177-229	.773	82/134	216	6.8	101-4	36	52	48	25	475	14.8
Gordon Hayward	32-32	1045	125-261	.479	69-154	.448	101-124	.815	46/161	207	6.5	64-0	63	53	30	48	420	13.1
Shelvin Mack	32-32	982	122-312	.391	57-175	.326	81-107	.757	41/101	142	4.4	69-0	111	67	1	36	382	11.9
Willie Veasley	32-32	937	99-215	.460	34-104	.327	52-75	.693	54/83	137	4.3	89-2	39	64	8	24	284	8.9
Zach Hahn	30-0	457	52-135	.385	43-105	.410	9-11	.818	1/36	37	1.2	30-0	25	26	0	9	156	5.2
Ronald Nored	32-32	866	48-118	.407	9-40	.225	30-64	.469	18/80	98	3.1	65-1	84	77	2	32	135	4.2
Shawn Vanzant	29-0	386	31-87	.356	13-45	.289	26-41	.634	9/39	48	1.7	44-0	28	27	1	12	101	3.5
Avery Jukes	27-0	305	30-69	.435	9-26	.346	17-27	.630	22/35	57	2.1	53-1	7	8	7	3	86	3.2
Garrett Butcher	32-0	320	34-80	.425	7-20	.350	6-10	.600	15/31	46	1.4	31-1	7	13	1	2	81	2.5
Grant Leiendecker	26-0	171	15-57	.263	13-50	.260	2-4	.500	0/7	7	0.3	19-0	12	9	2	1	45	1.7
Nick Rodgers	7-0	16	1-3	.333	1-3	.333	0-0	.000	0/3	3	0.4	1-0	2	1	1	1	3	0.4
Alex Anglin	10-0	27	0-3	.000	0-0	.000	0-0	.000	1/2	3	0.3	1-0	3	1	1	0	0	0.0
Team									39/54	93		1		2				
<b>BUTLER</b>	32	6400	705-1609	.438	257-731	.352	501-692	.724	328/766	1094	34.2	568-9	417	400	102	193	2168	67.8
<b>OPPONENTS</b>	32	6400	639-1659	.385	184-573	.321	392-551	.711	320/669	989	30.9	634-18	333	423	96	187	1854	57.9

DEADBALL REBOUNDS: BU 104, OPP. 87

### Miscellaneous Statistics

Double-Figure Scoring Games (89): Howard 24, Hayward 20, Mack 18, Veasley 15, Hahn 5, Nored 3, Jukes 2, Leiendecker 1, Vanzant 1, OPP. 67

20-Point Scoring Games (16): Hayward 6, Howard 5, Mack 4, Vanzant 1, OPP. 8

30-Point Scoring Games (1): Howard 1, OPP. 1

Double-Figure Rebound Games (9): Howard 5, Hayward 4, OPP. 5

Double-Doubles (7): Howard 4, Hayward 3, OPP. 4

Games Led Butler In Scoring: Howard 15, Hayward 8, Mack 6, Hahn 2, Veasley 2, Vanzant 1

Games Led Butler In Rebounding: Howard 20, Hayward 13, Mack 5, Veasley 1, Butcher 1

### BUTLER SCORING BY PERIODS

	1st Half	2nd Half	OT	OT	Total
Butler	992	1176	0	0	2168
Opponents	874	980	0	0	1854

## HORIZON LEAGUE GAMES

(Record: 15-3; Home 8-1, Away 7-2)

PLAYER	G-GS	MIN	Total		3-Point		FTM-A	PCT.	Rebounds			PF-D	A	TO	B	S	PTS	AVG.
			FGM-A	PCT.	FGM-A	PCT.			O/D	TOT	AVG.							
Matt Howard	18-18	489	85-143	.594	1-4	.250	96-124	.774	39/85	124	6.9	60-3	18	28	32	14	267	14.8
Gordon Hayward	18-18	609	71-145	.490	38-85	.447	54-65	.831	23/95	118	6.6	35-0	41	36	20	28	234	13.0
Shelvin Mack	18-18	548	65-173	.376	29-100	.290	38-53	.717	23/49	72	4.0	42-0	64	41	1	18	197	10.9
Willie Veasley	18-18	538	59-119	.496	20-60	.333	34-48	.708	27/55	82	4.6	50-2	24	32	6	10	172	9.6
Zach Hahn	18-0	257	31-78	.397	26-60	.433	7-9	.778	0/16	16	0.9	16-0	13	16	0	5	95	5.3
Shawn Vanzant	15-0	192	22-55	.400	9-28	.321	18-26	.692	4/18	22	1.5	26-0	15	15	1	1	71	4.7
Ronald Nored	18-18	508	27-69	.391	6-26	.231	16-34	.471	9/51	60	3.3	37-1	49	42	0	14	76	4.2
Avery Jukes	15-0	157	13-30	.433	4-11	.364	5-11	.455	7/20	27	1.8	27-1	2	3	3	1	35	2.3
Garrett Butcher	18-0	182	16-43	.372	2-6	.333	4-7	.571	12/16	28	1.6	15-0	3	6	1	1	38	2.1
Grant Leiendecker	16-0	96	8-34	.235	7-31	.226	0-1	.000	0/5	5	0.3	12-0	5	5	1	1	23	1.4
Alex Anglin	6-0	17	0-3	.000	0-0	.000	0-0	.000	1/2	3	0.5	1-0	1	1	1	0	0	0.0
Nick Rodgers	5-0	7	0-0	.000	0-0	.000	0-0	.000	0/2	2	0.4	1-0	1	0	0	0	0	0.0
Team									24/38	62		1		1				
<b>BUTLER</b>	18	3600	397-892	.445	142-411	.345	272-378	.720	169-452	621	34.5	323-7	236	226	66	93	1208	67.1
<b>OPPONENTS</b>	18	3600	349-955	.365	99-320	.309	242-326	.742	185-371	556	30.9	354-12	188	217	47	103	1039	57.7

DEADBALL REBOUNDS: BU 62, OPP. 52





## 2008-09 BUTLER GAME-BY-GAME RESULTS

DATE	W/L	OPPONENT	BU	OPP.	ATTD.	BUTLER SCORING LEADER	BUTLER REBOUND LEADER
N. 15	W	At Drake	58	48	6,012	13-Zach Hahn	7-Matt Howard, Gordon Hayward
N. 19	W	BALL STATE	64	55	5,056	15-Matt Howard	6-Matt Howard
N. 22	W	IU-SOUTH BEND	87	33	3,444	19-Shelvin Mack	7-Willie Veasley
N. 26	W	NORTHWESTERN	57	53	4,727	17-Matt Howard	6-Matt Howard, Gordon Hayward
N. 29	W	EVANSVILLE	75	59	4,708	18-Shelvin Mack	5-Matt Howard
D. 4	W	At Cleveland State*	50	48	2,604	9-Willie Veasley	12-Gordon Hayward
D. 6	W	At Youngstown State*	79	71	2,657	23-Matt Howard	9-Matt Howard
D. 10	W	At Bradley	87	75	9,366	20-Gordon Hayward, Shelvin Mack	8-Shelvin Mack
D. 13	L	At #21 Ohio State	51	54	13,976	25-Gordon Hayward	10-Matt Howard
D. 20	W	FLORIDA GULF COAST	73	53	4,358	14-Matt Howard	8-Matt Howard
D. 23	W	At #14 Xavier	74	65	10,250	19-Matt Howard, Gordon Hayward	14-Matt Howard
D. 30	W	UAB	72	68	8,141	22-Shelvin Mack	9-Gordon Hayward
J. 3	W	At Valparaiso*	75	62	4,737	16-Matt Howard	13-Gordon Hayward
J. 8	W	WRIGHT STATE*	64	48	4,773	14-Matt Howard	11-Gordon Hayward
J. 10	W	DETROIT*	54	50	5,652	15-Matt Howard	5-Matt Howard, Willie Veasley
J. 15	W	At Loyola*	78	55	3,229	20-Shelvin Mack	11-Matt Howard
J. 17	W	At UIC*	59	52	5,844	25-Gordon Hayward	8-Shelvin Mack
J. 22	W	GREEN BAY*	68	59	5,355	15-Matt Howard	8-Matt Howard
J. 24	W	MILWAUKEE*	78	48	9,418	20-Shawn Vanzant	8-Matt Howard
J. 30	W	VALPARAISO*	59	51	6,623	18-Gordon Hayward	11-Matt Howard
F. 2	L	At Green Bay*	66	75	6,978	22-Gordon Hayward	7-Matt Howard, Gordon Hayward
F. 5	W	At Detroit*	66	61	2,289	22-Gordon Hayward	8-Matt Howard
F. 7	W	At Wright State*	69	51	9,735	17-Zach Hahn	7-Gordon Hayward, Garrett Butcher
F. 13	W	UIC*	80	61	6,137	19-Matt Howard	8-Matt Howard
F. 15	L	LOYOLA*	67	71	6,680	30-Matt Howard	9-Matt Howard, Gordon Hayward
F. 18	L	At Milwaukee*	60	63	5,026	20-Matt Howard	9-Matt Howard
F. 21	W	At Davidson	75	63	5,223	27-Gordon Hayward	9-Gordon Hayward
F. 26	W	YOUNGSTOWN STATE*	78	57	5,048	25-Matt Howard	10-Matt Howard
F. 28	W	CLEVELAND STATE*	58	56	8,549	16-Willie Veasley	8-Shelvin Mack
M. 7	W	WRIGHT STATE**	62	57	6,477	24-Matt Howard	8-Gordon Hayward
M. 10	L	CLEVELAND STATE**	54	57	5,107	18-Shelvin Mack	9-Shelvin Mack, Gordon Hayward
M. 19	L	#20/#16 LSU%	71	75	20,226	22-Matt Howard	8-Shelvin Mack, Matt Howard

\*--Horizon League game.

\*\*--Horizon League Tournament, Indianapolis, Ind.

%--NCAA South Regional, Greensboro, N.C.

## 2008-09 BULLDOG PERFORMANCE CHECK

	Overall	Home	Away	Neutral
2008-09 Record	26-6	15-2	11-3	0-1
Horizon League Record	15-3	8-1	7-2	0-0
Overtime Games	0-0	0-0	0-0	0-0
Record when leading at halftime	19-1	11-1	8-0	0-0
Record when trailing at halftime	6-5	4-1	2-3	0-1
Record when tied at halftime	1-0	0-0	1-0	0-0
Record when shooting 50% or better from the field	7-0	4-0	3-0	0-0
Record when shooting less than 50% from the field	19-6	11-2	8-3	0-1
Record when opponent shoots 50% or better from the field	0-0	0-0	0-0	0-0
Record when opponent shoots less than 50% from the field	26-6	15-2	11-3	0-1
Record when scoring more 3-point field goals than opponent	22-3	12-0	11-2	0-1
Record when scoring fewer 3-point field goals than opponent	4-3	4-2	0-1	0-0
Record when hitting more free throws than opponent	18-3	11-2	7-0	0-1
Record when hitting fewer free throws than opponent	7-3	3-0	4-3	0-0
Record when out-rebounding opponent	17-5	10-2	7-2	0-1
Record when being out-rebounded	8-1	5-0	3-1	0-0
Record when committing more turnovers than opponent	10-6	4-2	6-3	0-1
Record when committing fewer turnovers than opponent	16-0	11-0	5-0	0-0
Record in day games (Before 6 p.m.)	8-3	6-1	2-1	0-1
Record in night games (After 6 p.m.)	18-3	9-1	9-2	0-0





## BUTLER INDIVIDUAL SEASON HIGHS

<b>PTS</b>	30	Matt Howard vs. Loyola, 2/15/09
<b>FG</b>	11	Matt Howard vs. Loyola, 2/15/09
<b>FGA</b>	16	Matt Howard at Xavier, 12/23/08; at Milwaukee, 2/18/09; vs. Youngstown State, 2/26/09
		Gordon Hayward at UIC, 1/17/09
<b>FG% (5 made)</b>	1.000	Matt Howard (6-6) vs. UIC, 2/13/09
<b>3-PT FGs</b>	7	Gordon Hayward at Ohio State, 12/13/08
		Gordon Hayward at UIC, 1/17/09
<b>3-PT FGA</b>	13	Gordon Hayward at UIC, 1/17/09
<b>3-PT FG% (3 made)</b>	1.000	Gordon Hayward (4-4) at Detroit, 2/5/09
<b>FT</b>	14	Matt Howard vs. Wright State, 3/7/09
<b>FTA</b>	15	Matt Howard at Youngstown State, 12/6/08; vs. Wright State, 3/7/09
<b>FT% (5 made)</b>	1.000	Gordon Hayward (10-10) at Xavier, 12/23/08
<b>REB</b>	14	Matt Howard at Xavier, 12/23/08
<b>AST</b>	8	Shelvin Mack vs. Florida Gulf Coast, 12/20/08
		Shelvin Mack at UIC, 1/17/09
		Shelvin Mack vs. Green Bay, 1/22/09
		Shelvin Mack at Green Bay, 2/2/09
<b>STL</b>	4	Ronald Nored vs. Florida Gulf Coast, 12/20/08
		Shawn Vanzant at Xavier, 12/23/08
		Gordon Hayward vs. Milwaukee, 1/24/09
<b>BLK</b>	5	Matt Howard at Green Bay, 2/2/09

## OPPONENT INDIVIDUAL SEASON HIGHS

<b>PTS</b>	30	Marcus Thornton, LSU, 3/19/09
<b>FG</b>	10	Marcus Thornton, LSU, 3/19/09
<b>FGA</b>	23	Stephen Curry, Davidson, 2/21/09
<b>FG% (5 made)</b>	.833	Cory Cooperwood (5-6), Wright State, 3/7/09
<b>3-PT FGs</b>	5	Kelvin Bright, Youngstown State, 12/6/08
		Robert Vaden, UAB, 12/30/08
<b>3-PT FGA</b>	13	Stephen Curry, Davidson, 2/21/09
<b>3-PT FG% (3 made)</b>	.800	Sam Maniscalco (4-5), Bradley, 12/10/08
<b>FT</b>	10	Ryan Tillema, Green Bay, 2/2/09
<b>FTA</b>	12	Cedric Jackson, Cleveland State, 12/4/08
		Ryan Tillema, Green Bay, 2/2/09
<b>FT% (5 made)</b>	1.000	Tone Boyle (9-9), Milwaukee, 1/24/09
<b>REB</b>	12	Jarrod Jones, Ball State, 11/19/08
<b>AST</b>	8	Cedric Jackson, Cleveland State, 3/10/09
<b>STL</b>	4	Cedric Jackson, Cleveland St., 12/4/08 & 2/28/09
		Evan Turner, Ohio State, 12/13/08
		Tori Boyd, UIC, 1/17/09
		Woody Payne, Detroit, 2/5/09
		Will Graham, Wright State, 3/7/09
		Marcus Thornton, LSU, 3/19/09
<b>BLK</b>	4	Dallas Lauderdale, Ohio State, 12/13/08
		Urule Igbavboa, Valparaiso, 1/30/09
		Chris Johnson, LSU, 3/19/09

## BUTLER TEAM HIGHS/LOWS

HIGHS		
<b>PTS</b>	87	vs. IU-South Bend, 11/22/08; at Bradley, 12/10/08
<b>FG</b>	30	vs. IU-South Bend, 11/22/08
<b>FGA</b>	64	vs. IU-South Bend, 11/22/08
<b>FG%</b>	.561	(23-41) vs. Cleveland State, 2/28/09
<b>3-PT FGs</b>	15	vs. Milwaukee, 1/24/09
<b>3-PT FGA</b>	39	at UIC, 1/17/09
<b>3-PT FG% (10 att.)</b>	.500	(12-24) at Wright State, 2/7/09
<b>FT</b>	26	at Xavier, 12/23/08
<b>FTA</b>	33	at Xavier, 12/23/08
<b>FT% (10 att.)</b>	.900	(18-20) at Green Bay, 2/2/09
<b>REB</b>	46	at Cleveland State, 12/4/08
<b>AST</b>	22	vs. IU-South Bend, 11/22/08
<b>STL</b>	13	vs. Valparaiso, 1/30/09
<b>BLK</b>	8	vs. Evansville, 11/29/08
<b>TO</b>	19	at Ohio State, 12/13/08; vs. UAB, 12/30/08
<b>PF</b>	28	at Wright State, 2/7/09
LOWS		
<b>PTS</b>	50	at Cleveland State, 12/4/08
<b>FG</b>	15	at Ohio State, 12/13/08
<b>FGA</b>	38	vs. Detroit, 1/10/09; at Detroit, 2/5/09
<b>FG%</b>	.315	(17-54) at Cleveland State, 12/4/08
<b>3-PT FGs</b>	2	vs. Detroit, 1/10/09
<b>3-PT FGA</b>	10	vs. Detroit, 1/10/09
<b>3-PT FG% (10 att.)</b>	.188	(3-16) at Milwaukee, 2/18/09; (3-16) vs. Cleveland State, 2/28/09
<b>FT</b>	4	at Drake, 11/15/08
<b>FTA</b>	5	at Drake, 11/15/08
<b>FT% (10 att.)</b>	.429	(9-21) vs. Cleveland State, 2/28/09
<b>REB</b>	20	vs. Detroit, 1/10/09
<b>AST</b>	6	vs. Northwestern, 11/26/08
		vs. Cleveland State, 3/10/09
<b>STL</b>	2	at Green Bay, 2/2/09
		at Wright State, 2/7/09
		at Milwaukee, 2/18/09
<b>BLK</b>	0	at Ohio State, 12/13/08; vs. UAB, 12/30/08
<b>TO</b>	6	vs. Ball State, 11/19/08
<b>PF</b>	11	vs. Ball State, 11/19/08; vs. IU-South Bend, 11/22/08

## OPPONENT TEAM HIGHS/LOWS

HIGHS		
<b>PTS</b>	75	at Bradley, 12/10/08; at Green Bay, 2/2/09; vs. LSU, 3/19/09
<b>FG</b>	27	vs. LSU, 3/19/09
<b>FGA</b>	60	at Wright State, 2/7/09
<b>FG%</b>	.491	(27-55) vs. LSU, 3/19/09
<b>3-PT FGs</b>	10	at Loyola, 1/15/09; vs. Valparaiso, 1/30/09
<b>3-PT FGA</b>	28	vs. Valparaiso, 1/30/09
<b>3-PT FG% (10 Att.)</b>	.526	(10-19) vs. Cleveland State, 3/10/09
<b>FT</b>	32	at Green Bay, 2/2/09
<b>FTA</b>	35	at Green Bay, 2/2/09
<b>FT% (10 Att.)</b>	1.000	(17-17) at Youngstown State, 12/6/08
<b>REB</b>	44	at Cleveland State, 12/4/08
<b>AST</b>	15	at Youngstown State, 12/6/08
<b>STL</b>	11	at Cleveland State, 12/4/08; vs. LSU, 3/19/09
<b>BLK</b>	12	at Xavier, 12/23/08
<b>TO</b>	21	vs. IU-South Bend, 11/22/08
		vs. Valparaiso, 1/30/09
<b>PF</b>	27	vs. Valparaiso, 1/30/09
LOWS		
<b>PTS</b>	33	vs. IU-South Bend, 11/22/08
<b>FG</b>	13	vs. Milwaukee, 1/24/09
<b>FGA</b>	42	at Ohio State, 12/13/08
<b>FG%</b>	.241	(13-54) vs. Milwaukee, 1/24/09
<b>3-PT FGs</b>	0	vs. Detroit, 1/10/09
<b>3-PT FGA</b>	9	vs. Detroit, 1/10/09; at Detroit, 2/5/09
<b>3-PT FG% (10 Att.)</b>	.000	(0-9) vs. Detroit, 1/10/09
<b>FT</b>	3	vs. Northwestern, 11/26/08
<b>FTA</b>	5	vs. IU-South Bend, 11/22/08
<b>FT% (10 Att.)</b>	.417	(5-12) vs. Cleveland State, 3/10/09
<b>REB</b>	18	at Detroit, 2/5/09
<b>AST</b>	4	vs. Detroit, 1/10/09
<b>STL</b>	2	vs. Ball State, 11/19/08; vs. UIC, 2/13/09
<b>BLK</b>	0	vs. Ball State, 11/19/08; vs. IUSB, 11/22/08; vs. Wright State, 1/8/09; at Wright State, 2/7/09
<b>TO</b>	4	at Green Bay, 2/2/09
<b>PF</b>	14	at Drake, 11/15/08; at Loyola, 1/15/09; vs. UIC, 2/13/09



# 2008-09 Review

2009  
Horizon League  
Season Champs

## 2008-09 BUTLER GAME-BY-GAME SCORING/REBOUNDING/ASSISTS

OPPONENT	Anglin	Butcher	Hahn	Hayward	Howard	Kampen	Jukes	Leindecker	Mack	Nored	Rodgers	Stigall	Vanzant	Veasley
At Drake	DNP	0-0-0	13-2-2	11-7-0	12-7-0	DNP	3-1-2	0-0-1	9-5-2	2-3-4	DNP	DNP	4-3-0	4-6-0
BALL STATE	DNP	9-1-0	0-5-2	9-4-0	15-6-3	DNP	2-1-0	6-0-3	6-4-2	6-1-1	DNP	DNP	4-2-2	7-4-1
IU-SOUTH BEND	0-0-2	4-6-0	6-3-0	15-6-1	9-6-5	DNP	15-6-1	3-0-2	19-3-3	2-3-5	3-1-0	DNP	0-2-2	11-7-1
NORTHWESTERN	DNP	0-0-0	0-1-0	13-6-2	17-6-0	DNP	3-1-0	0-0-0	7-2-1	6-1-1	DNP	DNP	1-1-1	10-4-1
EVANSVILLE	0-0-0	7-4-1	12-4-1	12-2-2	11-5-2	DNP	4-2-1	4-0-0	18-4-1	1-4-0	DNP	DNP	0-2-2	6-3-1
At Cleveland State	DNP	4-3-1	6-3-0	8-12-3	7-7-0	DNP	0-0-0	0-0-0	4-3-2	7-5-1	DNP	DNP	5-5-0	9-5-4
At Youngstown State	DNP	0-0-0	9-0-1	7-3-1	23-9-3	DNP	5-3-1	2-0-1	22-2-5	6-3-2	DNP	DNP	3-0-0	2-3-0
At Bradley	DNP	0-0-0	9-0-2	20-6-4	9-5-0	DNP	9-5-0	0-1-0	20-8-6	7-6-7	DNP	DNP	0-0-0	13-3-1
At Ohio State	DNP	0-0-0	0-3-0	25-7-2	11-10-0	DNP	0-3-0	0-0-1	13-4-7	0-1-2	DNP	DNP	1-2-1	1-2-0
FLORIDA GULF COAST	0-0-0	7-1-0	DNP	6-0-2	14-8-1	DNP	5-6-1	6-0-0	12-4-8	5-1-2	0-0-1	DNP	5-2-1	13-5-3
At Xavier	DNP	2-3-0	DNP	19-10-1	19-14-1	DNP	0-0-0	3-1-0	7-3-3	10-4-3	DNP	DNP	2-1-2	12-2-1
UAB	DNP	0-0-0	8-1-2	8-9-2	19-3-0	DNP	4-1-0	0-0-0	22-4-2	0-3-2	DNP	DNP	6-4-1	5-3-2
At Valparaiso	DNP	0-0-0	0-0-0	15-13-4	16-3-0	DNP	3-2-0	6-1-1	14-2-4	0-3-3	DNP	DNP	6-4-2	15-3-2
WRIGHT STATE	DNP	2-0-0	3-2-2	12-11-2	14-3-1	DNP	3-2-0	0-0-0	5-2-2	5-3-3	DNP	DNP	9-2-1	11-6-2
DETROIT	DNP	0-0-0	5-1-0	5-1-4	15-5-1	DNP	8-0-0	0-0-0	7-3-4	3-2-0	DNP	DNP	2-0-0	9-5-0
At Loyola	0-1-0	2-3-0	3-1-3	11-8-1	18-11-0	DNP	10-1-0	3-1-1	20-3-3	0-2-6	0-0-0	DNP	3-2-4	8-7-3
At UIC	DNP	0-1-0	0-0-0	25-7-1	6-4-1	DNP	0-1-0	0-0-0	18-8-8	0-4-2	DNP	DNP	0-0-0	10-2-1
GREEN BAY	DNP	0-2-0	8-1-0	14-6-2	15-8-1	DNP	2-3-0	0-0-0	11-5-8	3-5-3	DNP	DNP	6-0-0	9-4-0
MILWAUKEE	0-0-0	0-2-1	6-0-1	7-4-2	7-8-0	DNP	2-6-1	12-2-0	14-4-3	0-4-2	0-1-0	DNP	20-2-4	10-2-2
VALPARAISO	DNP	3-2-0	5-0-0	18-3-3	9-11-2	DNP	0-1-0	0-0-0	8-7-1	3-3-2	DNP	DNP	0-0-0	13-4-2
At Green Bay	DNP	0-1-0	3-1-0	22-7-1	14-7-0	DNP	0-5-0	0-0-0	10-5-8	4-4-3	DNP	DNP	5-1-2	8-4-0
At Detroit	DNP	6-1-1	5-0-1	22-6-1	8-8-3	DNP	2-2-0	DNP	14-2-1	2-2-0	DNP	DNP	2-0-0	5-3-1
At Wright State	0-2-0	4-7-0	17-2-0	9-7-4	9-3-2	DNP	0-1-0	0-1-2	8-2-0	9-3-2	0-1-0	DNP	DNP	13-5-1
UIC	0-0-0	9-2-0	15-2-3	18-6-3	19-8-0	DNP	DNP	0-0-0	12-4-4	7-1-4	0-0-1	DNP	DNP	0-5-2
LOYOLA	0-0-1	0-1-0	3-1-0	14-9-3	30-9-2	DNP	DNP	0-0-0	5-3-2	2-4-5	DNP	DNP	DNP	13-3-0
At Milwaukee	DNP	0-0-0	5-1-2	4-4-1	20-9-2	DNP	DNP	0-0-0	11-6-0	10-3-4	DNP	DNP	1-3-0	9-6-2
At Davidson	0-0-0	6-1-2	0-0-0	27-9-0	12-5-3	DNP	DNP	DNP	9-6-4	6-3-4	DNP	DNP	5-2-0	10-7-2
YOUNGSTOWN STATE	0-0-0	8-3-0	2-1-0	14-5-4	25-10-0	DNP	0-0-0	0-0-0	6-3-6	4-4-5	0-0-0	DNP	7-2-1	12-8-1
CLEVELAND STATE	DNP	0-0-0	0-0-0	9-6-1	12-1-0	DNP	0-0-0	DNP	8-8-3	11-5-2	DNP	DNP	2-1-1	16-7-1
WRIGHT STATE	DNP	6-1-1	11-1-2	2-8-2	24-6-1	DNP	DNP	DNP	7-6-3	2-4-1	DNP	DNP	2-0-0	8-3-0
CLEVELAND STATE	DNP	2-1-0	0-0-1	7-9-0	14-3-1	DNP	0-0-0	DNP	18-9-2	8-3-0	DNP	DNP	0-4-0	5-2-2
vs. LSU	DNP	0-0-0	2-1-0	12-6-4	22-8-1	DNP	6-4-0	DNP	18-8-3	4-1-3	DNP	DNP	0-1-1	7-4-0

### 2008-09 Butler Starting Lineups

At Drake	Veasley	Howard	Hayward	Nored	Mack
BALL STATE	Veasley	Howard	Hayward	Nored	Mack
IU-SOUTH BEND	Veasley	Howard	Hayward	Nored	Mack
NORTHWESTERN	Veasley	Howard	Hayward	Nored	Mack
EVANSVILLE	Veasley	Howard	Hayward	Nored	Mack
At Cleveland State	Veasley	Howard	Hayward	Nored	Mack
At Youngstown State	Veasley	Howard	Hayward	Nored	Mack
At Bradley	Veasley	Howard	Hayward	Nored	Mack
At Ohio State	Veasley	Howard	Hayward	Nored	Mack
FLA GULF COAST	Veasley	Howard	Hayward	Nored	Mack
At Xavier	Veasley	Howard	Hayward	Nored	Mack
UAB	Veasley	Howard	Hayward	Nored	Mack
At Valparaiso	Veasley	Howard	Hayward	Nored	Mack
WRIGHT STATE	Veasley	Howard	Hayward	Nored	Mack
DETROIT	Veasley	Howard	Hayward	Nored	Mack
At Loyola	Veasley	Howard	Hayward	Nored	Mack
At UIC	Veasley	Howard	Hayward	Nored	Mack
GREEN BAY	Veasley	Howard	Hayward	Nored	Mack
MILWAUKEE	Veasley	Howard	Hayward	Nored	Mack
VALPARAISO	Veasley	Howard	Hayward	Nored	Mack
At Green Bay	Veasley	Howard	Hayward	Nored	Mack
At Detroit	Veasley	Howard	Hayward	Nored	Mack
At Wright State	Veasley	Howard	Hayward	Nored	Mack
UIC	Veasley	Howard	Hayward	Nored	Mack
LOYOLA	Veasley	Howard	Hayward	Nored	Mack
At Milwaukee	Veasley	Howard	Hayward	Nored	Mack
At Davidson	Veasley	Howard	Hayward	Nored	Mack
YOUNGSTOWN ST.	Veasley	Howard	Hayward	Nored	Mack
CLEVELAND STATE	Veasley	Howard	Hayward	Nored	Mack
WRIGHT STATE	Veasley	Howard	Hayward	Nored	Mack
CLEVELAND STATE	Veasley	Howard	Hayward	Nored	Mack
vs. LSU	Veasley	Howard	Hayward	Nored	Mack

### 2008-09 Bench Scoring

	W/L	Butler	Opp.	+/-
At Drake	W	20	13	+7
BALL STATE	W	21	2	+19
IU-SOUTH BEND	W	31	17	+14
NORTHWESTERN	W	4	20	-16
EVANSVILLE	W	27	16	+9
At Cleveland State	W	15	15	0
At Youngstown State	W	19	6	+13
At Bradley	W	18	31	-13
At Ohio State	L	1	6	-5
FLORIDA GULF COAST	W	23	32	-9
At Xavier	W	7	21	-14
UAB	W	18	3	+15
At Valparaiso	W	15	30	-15
WRIGHT STATE	W	17	18	-1
DETROIT	W	15	18	-3
At Loyola	W	21	46	-25
At UIC	W	0	6	-6
GREEN BAY	W	16	15	+1
MILWAUKEE	W	40	18	+22
VALPARAISO	W	8	18	-10
At Green Bay	L	8	23	-15
At Detroit	W	15	13	+2
At Wright State	W	21	26	-5
UIC	W	24	15	+9
LOYOLA	L	3	12	-7
At Milwaukee	L	6	21	-15
At Davidson	W	11	11	0
YOUNGSTOWN ST.	W	17	24	-7
CLEVELAND STATE	W	2	8	-6
WRIGHT STATE	W	19	23	-4
CLEVELAND STATE	L	2	17	-15
vs. LSU	L	8	5	+3









# 2008-09 Review

2009  
Horizon League  
Season Champs


## BUTLER 73, FLORIDA GULF COAST 53 December 20, 2008 Hinkle Fieldhouse - Indianapolis, Ind.

FLORIDA GULF COAST	FG	3FG	FT	REB	PF	TP	A	TO	BLK	S	MIN
Marks, Kyle, f	4-5	0-0	0-1	2-5-7	2	8	0	3	1	0	22
O'Neil, Derrick, f	2-8	0-0	1-1	1-1-2	2	5	1	2	1	1	28
Baker, Reed, g	2-6	2-3	0-0	0-1-1	5	6	0	2	0	0	20
Smith, Addison, g	1-1	1-1	2-2	0-0-0	2	5	0	2	0	1	15
Franklin, Delvin, g	1-5	1-4	0-0	0-1-1	1	3	0	1	0	1	22
Chambers, Reggie	1-6	0-4	1-2	0-6-6	0	3	3	4	0	0	16
Lutkenhaus, Chad	1-2	0-0	0-2	1-1-2	2	2	1	0	0	1	17
Vega, Ben	4-9	1-3	5-6	0-5-5	1	14	0	0	0	1	17
Baker, Matt	0-0	0-0	0-0	0-0-0	0	0	0	0	0	0	1
Rolax, Ed	1-3	0-1	0-0	1-0-1	0	2	0	0	0	0	18
Wolf, Christian	0-2	0-0	5-6	1-3-4	3	5	0	1	0	0	24
Team				5-1-6							
Totals	17-47 (.362)	5-16 (.313)	14-20 (.700)	11-24-35	18	53	5	15	2	5	200

BUTLER	FG	3FG	FT	REB	PF	TP	A	TO	BLK	S	MIN
Veasley, Willie, f	5-9	3-6	0-0	2-3-5	4	13	3	0	0	0	25
Howard, Matt, f	3-7	0-0	8-10	3-5-8	2	14	1	0	0	0	24
Mack, Shelvin, g	4-12	3-9	1-1	2-2-4	0	12	8	1	0	1	29
Nored, Ronald, g	2-4	1-2	0-0	0-1-1	1	5	2	2	0	4	26
Hayward, Gordon, g	1-5	0-3	4-6	0-0-0	1	6	2	1	1	1	31
Vanzant, Shawn	1-3	1-2	2-2	0-2-2	4	5	1	1	0	0	13
Anglin, Alex	0-0	0-0	0-0	0-0-0	0	0	0	0	0	0	2
Rodgers, Nick	0-0	0-0	0-0	0-0-0	0	0	1	0	0	0	1
Leiendecker, Grant	2-4	2-4	0-0	0-0-0	3	6	0	1	0	0	11
Jukes, Avery	2-4	1-2	0-0	2-4-6	2	5	1	0	0	0	17
Butcher, Grant	3-9	1-4	0-0	0-1-1	2	7	0	1	0	0	21
Team				3-3-6							
Totals	23-57 (.404)	12-32 (.375)	15-19 (.789)	12-21-33	19	73	19	7	1	6	200

Florida Gulf Coast	26	27	53
Butler	43	30	73

**Deadball Rebounds:** Florida Gulf Coast 4, Butler 2 **Technical Fouls:** None  
**Officials:** Tim Fogarty, Archibald Whaley, Jason Baker  
**Attendance:** 4,358



Shelvin Mack hit five three-point field goals and led the Bulldogs past UAB with a career-high 22 points.

## BUTLER 74, #14 XAVIER 65 December 23, 2008 Cintas Center - Cincinnati, Ohio

BUTLER	FG	3FG	FT	REB	PF	TP	A	TO	BLK	S	MIN
Veasley, Willie, f	4-5	4-5	0-2	0-2-2	4	12	1	3	0	2	26
Howard, Matt, f	5-16	0-0	9-13	9-5-14	3	19	1	2	2	1	37
Mack, Shelvin, g	2-9	1-3	2-2	2-1-3	3	7	3	1	0	0	25
Nored, Ronald, g	3-6	1-2	3-4	0-4-4	1	10	3	2	0	1	26
Hayward, Gordon, g	4-10	1-4	10-10	1-9-10	3	19	1	0	4	3	38
Vanzant, Shawn	1-5	0-1	0-0	0-1-1	2	2	2	1	0	4	23
Leiendecker, Grant	1-2	1-2	0-0	0-1-1	0	3	0	1	0	0	8
Jukes, Avery	0-2	0-1	0-0	0-0-0	1	0	0	0	0	0	4
Butcher, Garrett	0-2	0-2	2-2	0-3-3	1	2	0	0	0	0	13
Team				0-0-0							
Totals	20-57 (.351)	8-20 (.400)	26-33 (.788)	12-26-38	18	74	11	10	6	11	200

XAVIER	FG	3FG	FT	REB	PF	TP	A	TO	BLK	S	MIN
Brown, Derrick, f	6-11	3-5	2-4	3-5-8	3	17	2	3	2	1	34
Anderson, C.J., f	5-9	0-0	5-11	1-4-5	4	15	2	4	3	4	32
Love, Jason, g	0-2	0-0	0-0	2-1-3	3	0	1	1	2	1	16
Raymond, B.J., g	1-7	1-5	0-0	0-6-6	4	3	2	2	1	1	31
Jackson, Dante, g	3-10	2-9	1-2	0-5-5	3	9	2	3	0	0	30
Redford, Brad	1-2	1-2	2-2	0-0-0	1	5	1	0	0	0	14
McLean, Jamel	0-1	0-0	0-0	0-1-1	2	0	0	0	1	0	9
Frease, Kenny	4-4	0-0	0-0	2-3-5	2	8	0	1	2	0	15
Holloway, Terrell	3-7	0-3	2-3	0-3-3	2	8	2	3	1	0	19
Team				4-0-4							
Totals	23-53 (.434)	7-24 (.292)	12-22 (.545)	12-28-40	25	65	12	17	12	7	200

Butler	29	45	74
Xavier	26	39	65

**Deadball Rebounds:** Butler 4, Xavier 2 **Technical Fouls:** Xavier Bench  
**Officials:** Bo Boroski, Brian Anslinger, Terry Wymer  
**Attendance:** 10,250

## BUTLER 72, UAB 68 December 30, 2008 Hinkle Fieldhouse - Indianapolis, Ind.

UAB	FG	3FG	FT	REB	PF	TP	A	TO	BLK	S	MIN
Kinnard, Lawrence, f	7-18	1-6	1-1	3-6-9	4	16	1	1	1	1	39
Vaden, Robert, f	9-20	5-11	0-0	1-2-3	3	23	0	3	0	2	37
Johnson, Aaron, g	0-1	0-0	0-0	0-0-0	4	0	6	3	0	3	32
Delaney III, Paul, g	7-12	1-4	4-4	3-0-3	0	19	4	3	1	1	38
Toney, Channing, g	2-4	1-2	2-2	1-0-1	5	7	0	1	0	0	18
Moore, Cameron	0-0	0-0	0-0	0-0-0	1	0	0	0	0	0	4
Davis Jr., Mke	1-3	1-2	0-0	0-3-3	3	3	0	1	0	0	24
Crawford, Howard	0-0	0-0	0-0	0-0-0	5	0	0	1	0	0	8
Team				2-2-4							
Totals	26-58 (.448)	9-25 (.360)	7-7 (1.000)	10-13-23	25	68	11	13	2	7	200

BUTLER	FG	3FG	FT	REB	PF	TP	A	TO	BLK	S	MIN
Veasley, Willie, f	1-5	1-4	2-3	2-1-3	0	5	2	2	0	1	31
Howard, Matt, f	5-7	0-0	9-12	1-2-3	3	19	0	4	0	1	30
Mack, Shelvin, g	7-15	5-10	3-4	1-3-4	3	22	2	2	0	2	35
Nored, Ronald, g	0-2	0-1	0-0	0-3-3	1	0	2	5	0	1	22
Hayward, Gordon, g	1-4	0-1	6-7	4-5-9	1	8	2	3	0	1	34
Vanzant, Shawn	2-3	1-1	1-2	0-4-4	2	6	1	1	0	0	16
Hahn, Zach	3-5	2-2	0-0	1-0-1	1	8	2	1	0	1	14
Leiendecker, Grant	0-0	0-0	0-1	0-0-0	0	0	0	0	0	0	2
Jukes, Avery	1-1	1-1	1-2	0-1-1	3	4	0	1	0	0	11
Butcher, Grant	0-0	0-0	0-0	0-0-0	0	0	0	0	0	0	5
Team				2-1-3							
Totals	20-42 (.476)	10-20 (.500)	22-31 (.710)	11-20-31	14	72	11	19	0	7	200

UAB	38	30	68
Butler	27	45	72

**Deadball Rebounds:** UAB 4, Butler 8 **Technical Fouls:** UAB Bench  
**Officials:** J. D. Collins, Terry Wymer, Randy Heimerman  
**Attendance:** 8,141











# 2008-09 Review

2009  
Horizon League  
Season Champs



Matt Howard didn't miss a shot while leading the Bulldogs past UIC with 19 points.

**LOYOLA 71, BUTLER 67**  
February 15, 2009  
Hinkle Fieldhouse - Indianapolis, Ind.

LOYOLA	FG	3FG	FT	REB	PF	TP	A	TO	BLK	S	MIN
Hicks, Jordan, f	8-16	3-5	4-4	4-4-8	1	23	0	0	1	1	38
Williams, Darrin, f	4-8	0-0	0-0	3-2-5	4	8	1	2	2	0	22
Van Weelden, Aric, g	2-3	2-3	0-0	0-1-1	4	6	3	1	0	0	24
Cerasoli, Justin, g	5-8	2-3	5-6	0-4-4	4	17	5	3	0	2	31
Blount, J. R., g	2-13	0-4	1-2	0-2-2	1	5	3	2	0	0	39
Gibler, Walt	0-0	0-0	0-0	0-0-0	0	0	0	0	0	0	2
Stanley, Courtney	0-0	0-0	0-0	0-0-0	1	0	0	0	0	0	1
Thomas, Marcus	3-7	2-4	2-2	1-2-3	1	10	0	1	0	2	24
Sterling, Ryan	0-1	0-1	0-0	0-0-0	0	0	0	0	0	0	2
Benkoske, John	1-2	0-0	0-1	1-3-4	3	2	1	0	2	0	17
Team				0-4-4							
Totals	25-58 (.431)	9-20 (.450)	12-15 (.800)	9-22-31	19	71	13	9	5	5	200

BUTLER	FG	3FG	FT	REB	PF	TP	A	TO	BLK	S	MIN
Veasley, Willie, f	5-10	3-7	0-2	0-3-3	4	13	0	0	1	0	35
Howard, Matt, f	11-13	0-0	8-12	4-5-9	3	30	2	2	3	1	34
Hayward, Gordon, g	4-10	2-7	4-4	2-7-9	2	14	3	6	0	0	39
Mack, Shelvin, g	1-10	0-6	3-4	2-1-3	2	5	2	2	0	1	34
Nored, Ronald, g	1-4	0-3	0-2	1-3-4	3	2	5	2	0	1	37
Hahn, Zach	1-2	1-1	0-0	0-1-1	1	3	0	0	0	0	9
Anglin, Alex	0-0	0-0	0-0	0-0-0	0	0	1	0	0	0	4
Leiendecker, Grant	0-2	0-2	0-0	0-0-0	1	0	0	0	0	0	3
Butcher, Garrett	0-1	0-0	0-0	0-1-1	0	0	0	0	0	0	5
Team				1-3-4							
Totals	23-52 (.442)	6-26 (.231)	15-24 (.625)	10-24-34	16	67	13	12	4	3	200

Loyola 37 34 71  
Butler 23 44 67

**Deadball Rebounds:** Loyola 4, Butler 5 **Technical Fouls:** None  
**Officials:** Patrick Adams, Gary Maxwell, Brent Hampton  
**Attendance:** 6,680

**BUTLER 80, UIC 61**  
February 13, 2009  
Hinkle Fieldhouse - Indianapolis, Ind.

UIC	FG	3FG	FT	REB	PF	TP	A	TO	BLK	S	MIN
Buttelt, Jeremy, f	2-7	0-2	0-0	7-3-10	2	4	0	0	0	0	20
Boyd, Tori, f	2-5	0-1	4-5	2-1-3	3	8	4	3	0	0	29
VanderMeer, Scott, c	4-8	0-0	0-0	0-4-4	3	8	1	2	1	1	34
Mayo, Josh, g	6-17	2-5	5-6	0-5-5	0	19	1	2	0	0	38
Kreps, Robo, g	3-8	1-1	0-0	0-2-2	1	7	1	1	0	0	30
Harding, Jimmy	0-0	0-0	0-0	0-0-0	0	0	0	0	0	0	1
Eppinger, Rob	3-3	0-0	0-0	0-1-1	2	6	0	0	0	0	15
Neely, Zavion	0-1	0-0	0-0	0-0-0	0	0	0	0	0	0	1
Stewart, Spencer	3-6	3-4	0-0	1-1-2	3	9	5	3	0	1	29
Buchanan, Chris	0-0	0-0	0-0	0-0-0	0	0	0	0	0	0	1
Ignjatovic, Jovan	0-0	0-0	0-0	0-0-0	0	0	0	0	0	0	2
Team				1-1-2							
Totals	23-55 (.418)	6-13 (.462)	9-11 (.818)	11-18-29	14	61	12	11	1	2	200

BUTLER	FG	3FG	FT	REB	PF	TP	A	TO	BLK	S	MIN
Veasley, Willie, f	0-3	0-2	0-0	2-3-5	3	0	2	4	0	0	26
Howard, Matt, f	6-6	0-0	7-7	1-7-8	2	19	0	0	2	0	31
Mack, Shelvin, g	4-13	2-9	2-3	2-2-4	1	12	4	1	0	1	36
Nored, Ronald, g	3-4	1-2	0-0	0-1-1	1	7	4	1	0	2	27
Hayward, Gordon, g	7-11	4-8	0-0	2-4-6	1	18	3	2	1	2	32
Hahn, Zach	5-9	5-9	0-0	0-2-2	1	15	3	0	0	2	24
Anglin, Alex	0-1	0-0	0-0	0-0-0	0	0	0	0	0	0	5
Rodgers, Nick	0-0	0-0	0-0	0-0-0	0	0	1	0	0	0	1
Leiendecker, Grant	0-1	0-1	0-0	0-0-0	1	0	0	0	0	0	4
Butcher, Garrett	4-6	1-1	0-0	1-1-2	1	9	0	0	0	0	14
Team				0-2-2							
Totals	29-54 (.537)	13-32 (.406)	9-10 (.900)	8-22-30	11	80	17	8	3	7	200

UIC 26 35 61  
Butler 38 42 80

**Deadball Rebounds:** UIC 1, Butler 0 **Technical Fouls:** None  
**Officials:** Lamont Simpson, Chris Beaver, Peter Juzenas  
**Attendance:** 6,137

**MILWAUKEE 63, BUTLER 60**  
February 18, 2009  
U. S. Cellular Arena - Milwaukee, Wis.

BUTLER	FG	3FG	FT	REB	PF	TP	A	TO	BLK	S	MIN
Veasley, Willie, f	4-7	1-3	0-0	1-5-6	4	9	2	2	0	0	34
Howard, Matt, f	7-16	0-1	6-7	2-7-9	3	20	2	2	3	2	36
Mack, Shelvin, g	4-11	1-5	2-2	1-5-6	4	11	0	2	0	0	30
Nored, Ronald, g	3-6	0-1	4-4	0-3-3	2	10	4	2	0	0	33
Hayward, Gordon, g	1-4	0-2	2-2	0-4-4	1	4	1	5	2	0	33
Vanzant, Shawn	0-2	0-1	1-2	0-3-3	1	1	0	0	0	0	14
Hahn, Zach	2-4	1-2	0-0	0-1-1	0	5	2	1	0	0	13
Leiendecker, Grant	0-1	0-1	0-0	0-0-0	0	0	0	0	0	0	3
Butcher, Garrett	0-0	0-0	0-0	0-0-0	1	0	0	0	0	0	4
Team				2-2-4							
Totals	21-51 (.412)	3-16 (.188)	15-17 (.882)	6-30-36	16	60	11	14	5	2	200

MILWAUKEE	FG	3FG	FT	REB	PF	TP	A	TO	BLK	S	MIN
Meier, Tony, f	0-1	0-0	0-0	1-1-2	0	0	0	0	0	0	9
Eayrs, James, f	5-11	4-8	1-2	0-2-2	4	15	2	1	0	0	25
Smith, Avery, g	4-14	0-5	5-6	2-8-10	3	13	2	2	1	3	36
Franklin, Ricky, g	4-13	2-5	1-2	3-4-7	2	11	3	1	0	0	39
Boyle, Tone, g	1-6	0-2	1-2	1-2-3	3	3	2	2	0	2	34
Roberts, Deonte	3-7	0-0	3-4	3-3-6	0	9	2	1	1	0	32
James, Deion	1-1	0-0	0-0	0-1-1	3	2	0	2	0	0	11
Anderson, Kaylan	0-0	0-0	0-0	0-0-0	0	0	0	0	0	0	0+
Hill, Anthony	1-2	0-0	0-0	1-0-1	1	2	0	1	1	0	4
Porte, Burleigh	0-0	0-0	0-0	0-0-0	0	0	0	0	0	0	0+
Averkamp, Jason	1-3	1-3	5-6	0-1-1	2	8	1	0	0	0	10
Team				2-3-5							
Totals	20-58 (.345)	7-23 (.304)	16-22 (.727)	13-25-38	18	63	12	10	3	5	200


Butler 23 37 60  
Milwaukee 29 34 63

**Deadball Rebounds:** Butler 1, Milwaukee 1 **Technical Fouls:** None  
**Officials:** Todd Williams, Brad Gaston, Charles Russell  
**Attendance:** 5,026





# Opponents





# Opponents

2009  
Horizon League  
Season Champs

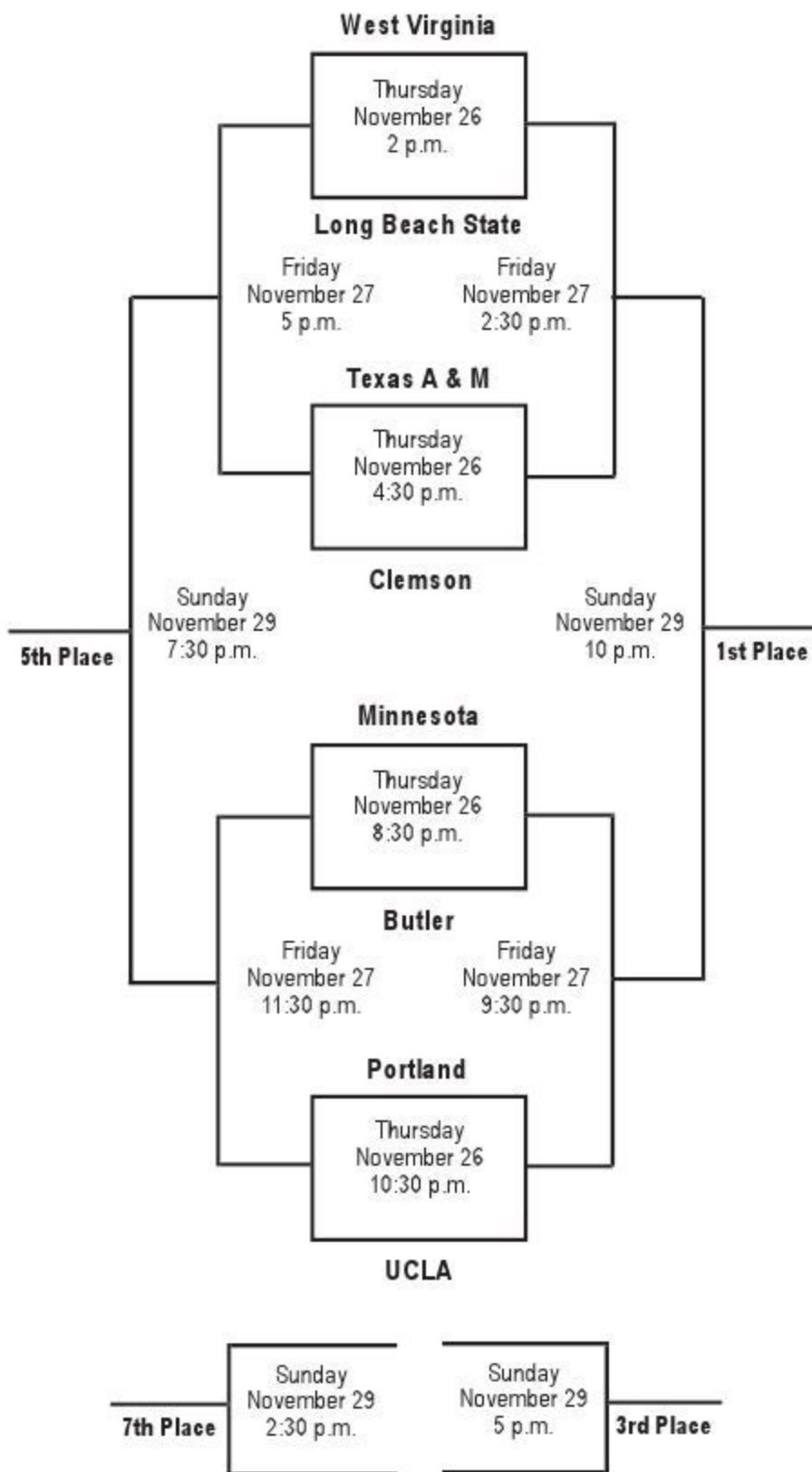
## 76 Classic

Neutral - Nov. 26-29

Hosted by ESPNU and the Big West Conference

Nov. 26, 27 & 29, 2009

Anaheim Convention Center, Anaheim, Calif.



### Television Schedule

West Virginia-Long Beach St.	Nov. 26	2 p.m.	ESPNU
Texas A & M-Clemson	Nov. 26	4:30 p.m.	ESPN2
Minnesota-Butler	Nov. 26	8:30 p.m.	ESPN2
Portland-UCLA	Nov. 26	10:30 p.m.	ESPN2
Game 5	Nov. 27	2:30 p.m.	ESPN
Game 6	Nov. 27	5 p.m.	ESPNU
Game 7	Nov. 27	9:30 p.m.	ESPNU
Game 8	Nov. 27	11:30 p.m.	ESPNU
7th Place Game	Nov. 29	2:30 p.m.	ESPNU
3rd Place Game	Nov. 29	5 p.m.	ESPN2
5th Place Game	Nov. 29	7:30 p.m.	ESPNU
Championship Game	Nov. 29	10 p.m.	ESPN2

All Times Listed Eastern.

## Ball State

Away - Dec. 2



**Location:** Muncie, Ind.  
**Enrollment:** 17,728  
**Nickname:** Cardinals  
**Colors:** Cardinal and White  
**Conference:** Mid-American  
**Arena:** John E. Worthen Arena (11,500)  
**Athletic Director:** Tom Collins  
**Head Coach:** Billy Taylor (Notre Dame '95)  
**Record at School:** 20-41 (2 years)  
**Overall Record:** 101-110 (7 years)  
**Coach's Phone:** (765) 285-8141  
**Assistant Coaches:** Bob Simmons, Joseph Price, Jay Newberry  
**2008-09 Record:** 14-17  
**Conference (Finish):** 7-9 (T-1st, West)

**Sports Info Contact:** Matt McCollester  
**Office Phone:** (765) 285-8242  
**E-Mail:** mjmccolles@bsu.edu  
**Fax:** (765) 285-8929  
**Web:** www.ballstatesports.com

### TOP RETURNEES

Jarrod Jones, 6-9, So., 11.2 ppg  
Malik Perry, 6-4, Jr., 4.1 ppg  
Mo Hubbard, 6-6, So., 3.2 ppg

### SCHEDULE

Nov. 13 VALPARAISO  
Nov. 21 SIU-EDWARDSVILLE  
Nov. 24 at Temple  
Nov. 28 UC-DAVIS  
Dec. 2 BUTLER  
Dec. 5 at Purdue  
Dec. 9 at Indiana State  
Dec. 12 at Tennessee Tech  
Dec. 21 NORTH CAROLINA CENT.  
Dec. 28 MD.-EASTERN SHORE  
Dec. 31 MANCHESTER  
Jan. 5 at Dayton  
Jan. 9 NORTHERN ILLINOIS  
Jan. 13 at Central Michigan  
Jan. 16 TOLEDO  
Jan. 20 WESTERN MICHIGAN  
Jan. 23 at Eastern Michigan  
Jan. 26 MIAMI (OHIO)  
Jan. 28 at Buffalo  
Jan. 31 at Ohio  
Feb. 4 BOWLING GREEN  
Feb. 6 AKRON  
Feb. 10 at Kent State  
Feb. 13 at Northern Illinois  
Feb. 17 CENTRAL MICHIGAN  
Feb. 20 BRACKETBUSTERS  
Feb. 24 EASTERN MICHIGAN  
Feb. 27 at Toledo  
Mar. 4 at Western Michigan  
Mar. 7-13 MAC Tournament

## Cleveland State

Home - Jan. 14

Away - Feb. 13



**Location:** Cleveland, Ohio  
**Enrollment:** 16,418  
**Nickname:** Vikings  
**Colors:** Forest Green and White  
**Conference:** Horizon League  
**Arena:** Wolstein Center (8,500)  
**Athletic Director:** Lee Reed  
**Head Coach:** Gary Waters (Ferris St. '75)  
**Record at School:** 57-45 (3 years)  
**Overall Record:** 228-180 (13 years)  
**Coach's Phone:** (216) 687-4817  
**Assistant Coaches:** Jayson Gee, Larry DeSimpelare, Jermaine Kimbrough  
**2008-09 Record:** 26-11  
**Conference (Finish):** 12-6 (3rd)

**Sports Info Contact:** Brian McCann  
**Office Phone:** (216) 687-5115  
**E-Mail:** b.mccann66@csuohio.edu  
**Fax:** (216) 523-7257  
**Web:** csuvikings.com

### TOP RETURNEES

Norris Cole, 6-1, Jr., 13.3 ppg  
D'Aundray Brown, 6-4, Jr., 7.4 ppg  
Trevon Harmon, 6-1, So., 5.2 ppg

### SCHEDULE

Nov. 13 at St. Bonaventure  
Nov. 16 WILMINGTON  
Nov. 19 FLORIDA A & M  
Nov. 21 SAM HOUSTON STATE  
Nov. 24 vs. Kentucky (Cancun, Mex.)  
Nov. 25 Stanford/Virginia (Cancun)  
Nov. 28 WICHITA STATE  
Dec. 3 at Wright State  
Dec. 5 at Detroit  
Dec. 12 WILBERFORCE  
Dec. 15 ROBERT MORRIS  
Dec. 19 WEST VIRGINIA  
Dec. 22 at Ohio State  
Dec. 29 at Kansas State  
Jan. 2 at Youngstown State  
Jan. 7 LOYOLA  
Jan. 9 UIC  
Jan. 14 at Butler  
Jan. 16 at Valparaiso  
Jan. 22 GREEN BAY  
Jan. 24 MILWAUKEE  
Jan. 30 YOUNGSTOWN STATE  
Feb. 4 at UIC  
Feb. 6 at Loyola  
Feb. 11 VALPARAISO  
Feb. 13 BUTLER  
Feb. 16 at Green Bay  
Feb. 18 at Milwaukee  
Feb. 20 BRACKETBUSTERS  
Feb. 25 DETROIT  
Feb. 27 WRIGHT STATE  
Mar. 2-9 Horizon League Tournament



# Opponents



## Davidson

Home - Nov. 14



**Location:** Davidson, N.C.  
**Enrollment:** 1,800  
**Nickname:** Wildcats  
**Colors:** Red and Black  
**Conference:** Southern Conference  
**Arena:** Belk Arena (5,223)  
**Athletic Director:** Jim Murphy  
**Head Coach:** Bob McKillop (Hofstra '72)  
**Record at School:** 367-233 (20 years)  
**Overall Record:** 367-233 (20 years)  
**Coach's Phone:** (704) 894-2369  
**Assistant Coaches:** Jim Fox, Landry Kosmalski, Matt McKillop  
**2008-09 Record:** 27-8  
**Conference (Finish):** 18-2 (1st)

**Sports Info Contact:** Marc Gignac  
**Office Phone:** (704) 894-2123  
**E-Mail:** [magnac@davidson.edu](mailto:magnac@davidson.edu)  
**Fax:** (704) 894-2636  
**Web:** [www.DavidsonWildcats.com](http://www.DavidsonWildcats.com)

### TOP RETURNEES

Will Archambault, 6-6, Sr., 8.3 ppg  
Bryant Barr, 6-4, Sr., 7.1 ppg  
Steve Rossiter, 6-7, Sr., 6.1 ppg

### SCHEDULE

Nov. 14 at Butler  
Nov. 19 vs. So. Florida (Charleston)  
N. 20-22 at Charleston Classic  
Nov. 25 FREDONIA STATE  
Nov. 28 RHODE ISLAND  
Dec. 3 at The Citadel  
Dec. 5 at College of Charleston  
Dec. 12 at Gonzaga  
Dec. 17 COLL. OF NEW JERSEY  
Dec. 20 vs. Cornell (MSG, N.Y.)  
Dec. 21 Hofstra/St. John's (MSG)  
Dec. 28 PENN  
Dec. 30 UMASS  
Jan. 4 SAMFORD  
Jan. 9 APPALACHIAN STATE  
Jan. 13 at Furman  
Jan. 16 at Wofford  
Jan. 20 WESTERN CAROLINA  
Jan. 23 at Georgia Southern  
Jan. 28 COLL. OF CHARLESTON  
Jan. 30 THE CITADEL  
Feb. 6 GEORGIA SOUTHERN  
Feb. 11 at Appalachian State  
Feb. 13 at Western Carolina  
Feb. 17 WOFFORD  
Feb. 20 FURMAN  
Feb. 22 at Chattanooga  
Feb. 24 UNC GREENSBORO  
Feb. 27 at Elon  
Mar. 5-8 SoCon Tournament

## Detroit

Away - Jan. 10  
Home - Feb. 4



**Location:** Detroit, Mich.  
**Enrollment:** 5,700  
**Nickname:** Titans  
**Colors:** Red, Blue and White  
**Conference:** Horizon League  
**Arena:** Calihan Hall (8,295)  
**Athletic Director:** Keri Gaither  
**Head Coach:** Ray McCallum (Ball St. '83)  
**Record at School:** 7-23 (1 year)  
**Overall Record:** 177-172 (12 years)  
**Coach's Phone:** (313) 993-1731  
**Assistant Coaches:** Carlos Briggs, Jay Smith, Derek Thomas  
**2008-09 Record:** 7-23  
**Conference (Finish):** 2-16 (10th)

**Sports Info Contact:** Mark Engel  
**Office Phone:** (313) 993-1745  
**E-Mail:** [engelml@udmercy.edu](mailto:engelml@udmercy.edu)  
**Fax:** (313) 993-1765  
**Web:** [www.DetroitTitans.com](http://www.DetroitTitans.com)

### TOP RETURNEES

Thomas Kennedy, 6-7, Sr., 11.6 ppg  
Eulis Stephens, 6-4, Sr., 8.1 ppg  
Woody Payne, 5-10, Sr., 8.3

### SCHEDULE

Nov. 11 at California  
Nov. 15 WESTERN MICHIGAN  
Nov. 20 vs. Robert Morris (Albany)  
Nov. 21 at Albany (N.Y.)  
Nov. 22 vs. Alcorn State (Albany)  
Nov. 28 at DePaul  
Dec. 3 YOUNGSTOWN STATE  
Dec. 5 CLEVELAND STATE  
Dec. 8 TENNESSEE STATE  
Dec. 13 at Michigan  
Dec. 19 BOWLING GREEN  
Dec. 22 CENTRAL MICHIGAN  
Dec. 28 SHAWNEE STATE  
Dec. 31 at UIC  
Jan. 2 at Loyola  
Jan. 8 VALPARAISO  
Jan. 10 BUTLER  
Jan. 14 at Milwaukee  
Jan. 16 at Green Bay  
Jan. 23 WRIGHT STATE  
Jan. 28 LOYOLA  
Jan. 30 UIC  
Feb. 4 at Butler  
Feb. 6 at Valparaiso  
Feb. 8 CHICAGO STATE  
Feb. 11 GREEN BAY  
Feb. 13 MILWAUKEE  
Feb. 17 at Wright State  
Feb. 20 BRACKETBUSTERS  
Feb. 25 at Cleveland State  
Feb. 27 at Youngstown State  
Mar. 2-9 Horizon League Tournament

## Evansville

Away - Nov. 21



**Location:** Evansville, Ind.  
**Enrollment:** 2,539  
**Nickname:** Purple Aces  
**Colors:** Purple, Orange and White  
**Conference:** Missouri Valley  
**Arena:** Roberts Stadium (11,600)  
**Athletic Director:** John Stanley  
**Head Coach:** Marty Simmons (UE '87)  
**Record at School:** 26-35 (2 years)  
**Overall Record:** 124-108 (8 years)  
**Coach's Phone:** (812) 488-2762  
**Assistant Coaches:** Jimmy Elgas, Chris Hollender, Ben Wierzba  
**2008-09 Record:** 17-14  
**Conference (Finish):** 8-10 (t-5th)

**Sports Info Contact:** Bob Boxell  
**Office Phone:** (812) 488-2285  
**E-Mail:** [bb33@evansville.edu](mailto:bb33@evansville.edu)  
**Fax:** (812) 488-2090  
**Web:** [www.gopurpleaces.com](http://www.gopurpleaces.com)

### TOP RETURNEES

James Haarsma, 6-7, So., 5.8 ppg  
Pieter van Tongeren, 6-11, Jr., 4.8 ppg  
Kavon Lacey, 6-1, Jr., 4.2 ppg

### SCHEDULE

Nov. 14 OAKLAND CITY  
Nov. 18 SIU EDWARDSVILLE  
Nov. 21 BUTLER  
Nov. 28 at Miami (Ohio)  
Dec. 1 at Tennessee Tech  
Dec. 4 ALABAMA STATE  
Dec. 8 at Western Kentucky  
Dec. 17 GEORGIA SOUTHERN  
Dec. 19 TENNESSEE-MARTIN  
Dec. 22 at Austin Peay  
Dec. 29 MISSOURI STATE  
Jan. 1 at Northern Iowa  
Jan. 3 CREIGHTON  
Jan. 6 ILLINOIS STATE  
Jan. 10 at Indiana State  
Jan. 13 at Illinois State  
Jan. 16 SOUTHERN ILLINOIS  
Jan. 20 DRAKE  
Jan. 23 at Bradley  
Jan. 27 at Missouri State  
Jan. 31 INDIANA STATE  
Feb. 3 at Creighton  
Feb. 6 BRADLEY  
Feb. 9 WICHITA STATE  
Feb. 13 at Southern Illinois  
Feb. 17 at Wichita State  
Feb. 20 BRACKETBUSTERS  
Feb. 23 NORTHERN IOWA  
Feb. 27 at Drake  
Mar. 4-7 MVC Tournament

## Georgetown

Jimmy V Classic  
Neutral - Dec. 8



**Location:** Washington, D.C.  
**Enrollment:** 15,318  
**Nickname:** Hoyas  
**Colors:** Blue and Gray  
**Conference:** Big East  
**Arena:** Verizon Center (20,600)  
**Athletic Director:** Daniel R. Porterfield  
**Head Coach:** John Thompson III (Princeton '88)  
**Record at School:** 116-51 (5 years)  
**Overall Record:** 184-93 (9 years)  
**Coach's Phone:** (202) 687-2374  
**Assistant Coaches:** Mike Brennan, David Cox, Kenya Hunter  
**2008-09 Record:** 16-15  
**Conference Finish:** 7-11 (12th)

**Basketball SID:** Mike "Mex" Carey  
**Office Phone:** (202) 687-2475  
**E-Mail:** [mbc32@georgetown.edu](mailto:mbc32@georgetown.edu)  
**Fax:** (202) 687-2491  
**Web:** [www.guhoyas.com](http://www.guhoyas.com)

### TOP RETURNEES

Greg Monroe, 6-11, So., 12.7 ppg  
Chris Wright, 6-1, Jr., 12.5 ppg  
Austin Freeman, 6-4, Jr., 11.4 ppg

### SCHEDULE

Nov. 13 at Tulane  
Nov. 17 TEMPLE  
Nov. 21 at Savannah State  
Nov. 28 LAFAYETTE  
Nov. 30 MOUNT SAINT MARY  
Dec. 5 AMERICAN  
Dec. 8 vs. Butler (Jimmy V Cl.)  
Dec. 12 vs. Washington (Wooden Cl.)  
Dec. 19 OLD DOMINION  
Dec. 23 HARVARD  
Dec. 31 ST. JOHN'S  
Jan. 3 at DePaul  
Jan. 6 at Marquette  
Jan. 9 CONNECTICUT  
Jan. 14 SETON HALL  
Jan. 17 at Villanova  
Jan. 20 at Pittsburgh  
Jan. 23 RUTGERS  
Jan. 25 at Syracuse  
Jan. 30 DUKE  
Feb. 3 USF  
Feb. 6 VILLANOVA  
Feb. 9 at Providence  
Feb. 14 at Rutgers  
Feb. 18 SYRACUSE  
Feb. 23 at Louisville  
Feb. 27 NOTRE DAME  
Mar. 1 at West Virginia  
Mar. 6 CINCINNATI  
Mar. 9-13 BIG EAST TOURNAMENT



# Opponents

2009  
Horizon League  
Season Champs

## Green Bay

Home - Dec. 31  
Away - Jan. 29



**Location:** Green Bay, Wis.  
**Enrollment:** 5,889  
**Nickname:** Phoenix  
**Colors:** Green, White and Red  
**Conference:** Horizon League  
**Arena:** Resch Center (9,729)  
**Athletic Director:** Ken Bothof  
**Head Coach:** Tod Kowalczyk (MN-Duluth '89)  
**Record at School:** 114-99 (7 years)  
**Overall Record:** 114-99 (7 years)  
**Coach's Phone:** (920) 465-2145  
**Assistant Coaches:** Brian Wardle, Angres Thorpe, Jason Kalsow  
**2008-09 Record:** 22-11  
**Conference (Finish):** 13-5 (2nd)

**Basketball SID:** Drew Harris  
**Office Phone:** (920) 465-2498  
**E-Mail:** harrisd@uwgb.edu  
**Fax:** (920) 465-2357  
**Web:** www.uwgbathletics.com

### TOP RETURNEES

Troy Cotton, 6-1, Sr., 12.6 ppg  
Rahmon Fletcher, 5-10, Jr., 10.8 ppg  
Randy Berry, 6-9, Sr., 6.4 ppg

### SCHEDULE

Nov. 13 vs. UAB (@ Kent, Ohio)  
Nov. 14 vs. Samford  
Nov. 15 at Kent State  
Nov. 18 NORTHERN MICHIGAN  
Nov. 21 LONG BEACH STATE  
Nov. 27 at North Dakota State  
Nov. 29 at North Dakota  
Dec. 3 LOYOLA  
Dec. 5 UIC  
Dec. 9 WISCONSIN  
Dec. 13 at Oakland  
Dec. 19 YOUNGSTOWN STATE  
Dec. 22 BUFFALO  
Dec. 31 at Butler  
Jan. 2 at Valparaiso  
Jan. 9 at Milwaukee  
Jan. 14 WRIGHT STATE  
Jan. 16 DETROIT  
Jan. 19 at Houston Baptist  
Jan. 22 at Cleveland State  
Jan. 24 at Youngstown State  
Jan. 29 BUTLER  
Jan. 31 VALPARAISO  
Feb. 6 MILWAUKEE  
Feb. 11 at Detroit  
Feb. 13 at Wright State  
Feb. 16 CLEVELAND STATE  
Feb. 20 BRACKETBUSTERS  
Feb. 25 at UIC  
Feb. 27 at Loyola  
Mar. 2-9 Horizon League Tournament

## Loyola

Away - Jan. 21  
Home - Feb. 8



**Location:** Chicago, Ill.  
**Enrollment:** 15,545  
**Nickname:** Ramblers  
**Colors:** Maroon and Gold  
**Conference:** Horizon League  
**Arena:** Joseph J. Gentile Center (5,200)  
**Athletic Director:** Dr. John Planek  
**Head Coach:** Jim Whitesell (Luther '82)  
**Record at School:** 79-76 (5 years)  
**Overall Record:** 357-270 (22 years)  
**Coach's Phone:** (773) 508-8818  
**Assistant Coaches:** Patrick Baldwin, Kevin Mondro, Bill Comar  
**2008-09 Record:** 14-18  
**Conference (Finish):** 6-12 (8th)

**Sports Info Contact:** Bill Behrns  
**Office Phone:** (773) 508-2575  
**E-Mail:** bbehrens@luc.edu  
**Fax:** (773) 508-3855  
**Web:** www.loyolaramblers.com

### TOP RETURNEES

Andy Polka, 6-7, Sr., 7.5 ppg  
Marcus Thomas, 6-2, Sr., 5.6 ppg  
Jordan Hicks, 6-6, So., 4.5 ppg

### SCHEDULE

Nov. 13 at Kansas State  
Nov. 17 CANISIUS  
Nov. 20 at Holy Cross  
Nov. 23 WESTERN MICHIGAN  
Nov. 28 ST. AMBROSE  
Dec. 3 at Green Bay  
Dec. 5 at Milwaukee  
Dec. 12 SAN FRANCISCO  
Dec. 16 at Bradley  
Dec. 20 at SIU-Edwardsville  
Dec. 22 ALBANY  
Dec. 28 ST. FRANCIS (ILL.)  
Dec. 31 WRIGHT STATE  
Jan. 2 DETROIT  
Jan. 7 at Cleveland State  
Jan. 9 at Youngstown State  
Jan. 15 at UIC  
Jan. 21 BUTLER  
Jan. 23 VALPARAISO  
Jan. 28 at Detroit  
Jan. 30 at Wright State  
Jan. 30 at Wright State  
Feb. 4 YOUNGSTOWN STATE  
Feb. 6 CLEVELAND STATE  
Feb. 8 at Butler  
Feb. 13 UIC  
Feb. 17 at Valparaiso  
Feb. 20 at BracketBusters  
Feb. 25 MILWAUKEE  
Feb. 27 GREEN BAY  
M. 2-9 Horizon League Tournament

## Milwaukee

Home - Jan. 2  
Away - Jan. 31



**Location:** Milwaukee, Wis.  
**Enrollment:** 29,265  
**Nickname:** Panthers  
**Colors:** Black and Gold  
**Conference:** Horizon League  
**Arena:** U. S. Cellular Arena (10,783)  
**Athletic Director:** George Koonce  
**Head Coach:** Rob Jeter (UW-Platteville '91)  
**Record at School:** 62-61 (4 years)  
**Overall Record:** 62-61 (4 years)  
**Coach's Phone:** (414) 229-3738  
**Assistant Coaches:** Brian Bidlingmyer, Chad Boudreau, Duffy Conroy  
**2008-09 Record:** 17-14  
**Conference (Finish):** 11-7 (5th)

**Basketball SID:** Kevin O'Connor  
**Office Phone:** (414) 229-5674  
**E-Mail:** kjoc@uwm.edu  
**Fax:** (414) 229-5749  
**Web:** www.uwmpanthers.com

### TOP RETURNEES

Tone Boyle, 6-2, Sr., 13.2 ppg  
James Eayrs, 6-7, Sr., 11.2 ppg  
Ricky Franklin, 6-1, Sr., 9.1 ppg

### SCHEDULE

Nov. 13 CONCORDIA-ST. PAUL  
Nov. 16 vs. Western Kentucky  
Nov. 17 Indiana State/LSU  
Nov. 21 HILLSDALE  
Nov. 23-27 NIT Season Tip-Off  
Nov. 28 at Bowling Green  
Dec. 3 UIC  
Dec. 5 LOYOLA  
Dec. 8 at Marquette  
Dec. 12 at North Dakota State  
Dec. 19 MIAMI (OHIO)  
Dec. 23 at Wisconsin  
Dec. 31 at Valparaiso  
Jan. 2 at Butler  
Jan. 5 at SIU-Edwardsville  
Jan. 9 GREEN BAY  
Jan. 14 DETROIT  
Jan. 16 WRIGHT STATE  
Jan. 22 at Youngstown State  
Jan. 24 at Cleveland State  
Jan. 29 VALPARAISO  
Jan. 31 BUTLER  
Feb. 6 at Green Bay  
Feb. 11 at Wright State  
Feb. 13 at Detroit  
Feb. 15 YOUNGSTOWN STATE  
Feb. 18 CLEVELAND STATE  
Feb. 20 BRACKETBUSTERS  
Feb. 25 at Loyola  
Feb. 27 at UIC  
M. 2-9 Horizon League Tournament

## Northwestern

Away - Nov. 18



**Location:** Evanston, Ill.  
**Enrollment:** 8,000  
**Nickname:** Wildcats  
**Colors:** Purple and White  
**Conference:** Big Ten  
**Arena:** Welsh-Ryan Arena (8,117)  
**Athletic Director:** Jim Phillips  
**Head Coach:** Bill Carmody (Union '70)  
**Record at School:** 120-149 (9 years)  
**Overall Record:** 212-174 (13 years)  
**Coach's Phone:** (847) 491-7906  
**Assistant Coaches:** Mitch Henderson, Tavaras Hardy, Ivan Vujic  
**2008-09 Record:** 17-14  
**Conference (Finish):** 8-10 (9th)

**Basketball SID:** Nick Brilowski  
**Office Phone:** (847) 467-3831  
**E-Mail:** brilowski@northwestern.edu  
**Fax:** (847) 491-8818  
**Web:** NUsports.com

### TOP RETURNEES

Kevin Coble, 6-8, Sr., 15.5 ppg  
Michael Thompson, 5-10, Jr., 9.9 ppg  
John Shurna, 6-8, So., 7.3

### SCHEDULE

Nov. 13 NORTHERN ILLINOIS  
Nov. 18 BUTLER  
Nov. 22 TENNESSEE STATE  
Nov. 24 LIBERTY  
Nov. 27 vs. Notre Dame (@ UIC)  
Nov. 28 vs. Iowa State/St. Louis  
Dec. 1 at North Carolina State  
Dec. 13 NORTH CAROLINA A & T  
Dec. 16 NORTH FLORIDA  
Dec. 19 STANFORD  
Dec. 22 CENTRAL CONN. STATE  
Dec. 30 at Illinois  
Jan. 2 MICHIGAN STATE  
Jan. 7 TEXAS-PAN AMERICAN  
Jan. 10 at Michigan  
Jan. 13 WISCONSIN  
Jan. 16 PURDUE  
Jan. 19 at Ohio State  
Jan. 23 ILLINOIS  
Jan. 26 at Minnesota  
Jan. 30 at Michigan State  
Feb. 2 MICHIGAN  
Feb. 7 INDIANA  
Feb. 10 at Iowa  
Feb. 14 MINNESOTA  
Feb. 17 PENN STATE  
Feb. 21 at Wisconsin  
Feb. 25 IOWA  
Feb. 28 at Penn State  
Mar. 3 CHICAGO STATE  
Mar. 6 at Indiana  
M. 11-14 Big Ten Tournament

# Opponents



## Ohio State

Home - Dec. 12



**Location:** Columbus, Ohio  
**Enrollment:** 53,715  
**Nickname:** Buckeyes  
**Colors:** Scarlet and Gray  
**Conference:** Big Ten  
**Arena:** Value City Arena (19,049)  
**Athletic Director:** Gene Smith  
**Head Coach:** Thad Matta (Butler '90)  
**Record at School:** 127-46 (5 years)  
**Overall Record:** 229-77 (9 years)  
**Coach's Phone:** (614) 292-0505  
**Assistant Coaches:** Alan Major, Brandon Miller, Jeff Boals  
**2008-09 Record:** 22-131  
**Conference (Finish):** 10-8 (t-4th)

**Basketball SID:** Dan Wallenberg  
**Office Phone:** (614) 292-6861  
**E-Mail:** wallenberg.1@osu.edu  
**Fax:** (614) 292-8547  
**Web:** ohiostatebuckeyes.com

### TOP RETURNEES

Evan Turner, 6-7, Jr., 17.3 ppg  
William Buford, 6-5, So., 11.3 ppg  
Jon Diebler, 6-6, Jr., 11.2 ppg

### SCHEDULE

Nov. 9 ALCORN STATE  
Nov. 12 JAMES MADISON  
Nov. 19 vs. North Carolina (N.Y.)  
Nov. 20 California/Syracuse (N.Y.)  
Nov. 24 LIPSCOMB  
Nov. 28 ST. FRANCIS (PA.)  
Dec. 2 FLORIDA STATE  
Dec. 5 EASTERN MICHIGAN  
Dec. 12 at Butler  
Dec. 16 PRESBYTERIAN  
Dec. 19 DELAWARE STATE  
Dec. 22 CLEVELAND STATE  
Dec. 31 at Wisconsin  
Jan. 3 at Michigan  
Jan. 6 INDIANA  
Jan. 9 at Minnesota  
Jan. 12 at Purdue  
Jan. 16 WISCONSIN  
Jan. 19 NORTHWESTERN  
Jan. 23 at West Virginia  
Jan. 27 at Iowa  
Jan. 31 MINNESOTA  
Feb. 3 PENN STATE  
Feb. 7 IOWA  
Feb. 10 at Indiana  
Feb. 14 at Illinois  
Feb. 17 PURDUE  
Feb. 20 at Michigan State  
Feb. 24 at Penn State  
Feb. 27 MICHIGAN  
Mar. 3 ILLINOIS  
M. 11-14 Big Ten Tournament

## UAB

Away - Dec. 22



**Location:** Birmingham, Ala.  
**Enrollment:** 17,330  
**Nickname:** Blazers  
**Colors:** Forest Green and Old Gold  
**Conference:** Conference USA  
**Arena:** Bartow Arena (8,500)  
**Athletic Director:** Brian Mackin  
**Head Coach:** Mike Davis (Thom. Edison '00)  
**Record at School:** 60-39 (3 years)  
**Overall Record:** 175-118 (9 years)  
**Coach's Phone:** (205) 934-3402  
**Assistant Coaches:** Donnie Marsh, Wes Flanigan  
**2008-09 Record:** 22-12  
**Conference (Finish):** 11-5 (3rd)

**Basketball SID:** Aaron Jordan  
**Office Phone:** (205) 934-7920  
**E-Mail:** jordana@uab.edu  
**Fax:** (205) 934-7505  
**Web:** www.uabsports.com

### TOP RETURNEES

Howard Crawford, 6-8, Sr., 7.9 ppg  
Aaron Johnson, 5-8, Jr., 3.6 ppg  
Cameron Moore, 6-9, So., 3.0 ppg

### SCHEDULE

Nov. 13 vs. Green Bay (Kent, Ohio)  
Nov. 14 at Kent State  
Nov. 15 vs. Samford (Kent, Ohio)  
Nov. 17 at Jacksonville State  
Nov. 21 GEORGIA  
Nov. 24 TROY  
Nov. 28 FLORIDAA & M  
Dec. 2 MIDDLE TENN. STATE  
Dec. 4 EAST TENN. STATE  
Dec. 16 CINCINNATI  
Dec. 19 at South Alabama  
Dec. 22 BUTLER  
Dec. 30 at Virginia  
Jan. 2 at Arkansas  
Jan. 6 EAST CAROLINA  
Jan. 9 at Tulane  
Jan. 16 at SMU  
Jan. 20 SOUTHERN MISS.  
Jan. 23 at Marshall  
Jan. 26 TULSA  
Jan. 30 UTEP  
Feb. 3 at Memphis  
Feb. 6 at Rice  
Feb. 13 MARSHALL  
Feb. 17 at Southern Miss.  
Feb. 20 HOUSTON  
Feb. 24 at UCF  
Feb. 27 TULANE  
Mar. 3 MEMPHIS  
Mar. 6 at UTEP

## UIC

Away - Jan. 23

Home - Feb. 17



**Location:** Chicago, Ill.  
**Enrollment:** 24,541  
**Nickname:** Flames  
**Colors:** Navy Blue and Fire Engine Red  
**Conference:** Horizon League  
**Arena:** UIC Pavilion (8,000)  
**Athletic Director:** James Schmidt  
**Head Coach:** Jimmy Collins (New Mexico State '70)  
**Record at School:** 210-186 (13 years)  
**Overall Record:** 210-186 (13 years)  
**Coach's Phone:** (312) 996-2409  
**Assistant Coaches:** Tracy Dildy, Bryant Lowe, Mark Miller  
**2008-09 Record:** 16-15  
**Conference (Finish):** 7-11 (7th)

**Sports Info Contact:** John Jaramillo  
**Office Phone:** (312) 996-5880  
**E-Mail:** jjar@uic.edu  
**Fax:** (312) 996-5882  
**Web:** www.uicflames.com

### TOP RETURNEES

Robo Kreps, 6-0, Jr., 12.3 ppg  
Jeremy Buttell, 6-7, Sr., 4.7 ppg  
Spencer Stewart, 6-4, Sr., 5.5 ppg

### SCHEDULE

Nov. 14 UIS  
Nov. 18 at Central Michigan  
Nov. 23 ILLINOIS STATE  
Nov. 28 at Southern Illinois  
Dec. 3 at Milwaukee  
Dec. 5 at Green Bay  
Dec. 13 at DePaul  
Dec. 16 OREGON STATE  
Dec. 19 NORTHERN ILLINOIS  
Dec. 22 at Akron  
Dec. 27 at Wisconsin  
Dec. 29 TOLEDO  
Dec. 31 DETROIT  
Jan. 2 WRIGHT STATE  
Jan. 7 at Youngstown State  
Jan. 9 at Cleveland State  
Jan. 15 LOYOLA  
Jan. 21 VALPARAISO  
Jan. 23 BUTLER  
Jan. 28 at Wright State  
Jan. 30 at Detroit  
Feb. 4 CLEVELAND STATE  
Feb. 6 YOUNGSTOWN STATE  
Feb. 8 at Valparaiso  
Feb. 13 at Loyola  
Feb. 17 at Butler  
Feb. 20 at BracketBusters  
Feb. 25 GREEN BAY  
Feb. 27 MILWAUKEE  
M. 2-9 Horizon League Tournament

## Valparaiso

Home - Dec. 5

Away - Feb. 26



**Location:** Valparaiso, Ind.  
**Enrollment:** 4,000  
**Nickname:** Crusaders  
**Colors:** Brown and Gold  
**Conference:** Horizon League  
**Arena:** Athletics-Recreation Center (5,000)  
**Athletic Director:** Mark LaBarbera  
**Head Coach:** Homer Drew (Wm. Jewell '66)  
**Record at School:** 333-276 (20 years)  
**Overall Record:** 602-398 (32 years)  
**Coach's Phone:** (219) 464-5254  
**Assistant Coaches:** Bryce Drew, Luke Gore, Chris Sparks  
**2008-09 Record:** 9-22  
**Conference (Finish):** 5-13 (9th)

**Sports Info Contact:** Aaron Leavitt  
**Office Phone:** (219) 464-6953  
**E-Mail:** aaron.leavitt@valpo.edu  
**Fax:** (219) 464-5762  
**Web:** www.valpoathletics.com

### TOP RETURNEES

Brandon McPherson, 6-1, Sr., 9.2 ppg  
Michael Rogers, 6-6, Jr., 9.9 ppg  
Howard Little, 6-3, Jr., 9.6 ppg

### SCHEDULE

Nov. 13 at Ball State  
Nov. 15 at North Carolina  
Nov. 19 IU-SOUTH BEND  
Nov. 22 at Michigan State  
Nov. 27 at Georgia Southern  
Nov. 28 vs. Troy (Legends Classic)  
Nov. 29 vs. Ark.-Fort Smith (Legends)  
Dec. 5 at Butler  
Dec. 9 at Purdue  
Dec. 12 TOLEDO  
Dec. 19 CONCORDIA (WIS.)  
Dec. 22 at IPFW  
Dec. 27 at Akron  
Dec. 31 MILWAUKEE  
Jan. 2 GREEN BAY  
Jan. 8 at Detroit  
Jan. 10 at Wright State  
Jan. 14 YOUNGSTOWN STATE  
Jan. 16 CLEVELAND STATE  
Jan. 21 at UIC  
Jan. 23 at Loyola  
Jan. 29 at Milwaukee  
Jan. 31 at Green Bay  
Feb. 4 WRIGHT STATE  
Feb. 6 DETROIT  
Feb. 8 UIC  
Feb. 11 at Cleveland State  
Feb. 13 at Youngstown State  
Feb. 17 LOYOLA  
Feb. 20 at BracketBusters  
Feb. 26 BUTLER  
M. 2-9 Horizon League Tournament



# Opponents

2009  
Horizon League  
Season Champs

## Wright State

Away - Jan. 8  
Home - Feb. 6



**Location:** Dayton, Ohio  
**Enrollment:** 17,074  
**Nickname:** Raiders  
**Colors:** Hunter Green and Gold  
**Conference:** Horizon League  
**Arena:** Nutter Center (10,449)  
**Athletic Director:** Bob Grant  
**Head Coach:** Brad Brownell (DePauw '91)  
**Record at School:** 64-33 (3 years)  
**Overall Record:** 147-73 (7 years)  
**Coach's Phone:** (937) 775-2835  
**Assistant Coaches:** Bill Donlon, Mike Winciecki, Victor Ebong  
**2008-09 Record:** 20-13  
**Conference (Finish):** 12-6 (3rd-tie)

**Basketball SID:** Bob Noss  
**Office Phone:** (937) 775-2816  
**E-Mail:** robert.noss@wright.edu  
**Fax:** (937) 775-2818  
**Web:** www.wsuraiders.com

### TOP RETURNEES

Vaughn Duggins, 6-3, Jr., 11.4 ppg  
Todd Brown, 6-5, Sr., 11.1 ppg  
Cory Cooperwood, 6-7, Sr., 9.5 ppg

### SCHEDULE

Nov. 13 at Washington  
Nov. 14 Portland  
Nov. 15 Belmont  
Nov. 24 CENTRAL MICHIGAN  
Nov. 28 at Northeastern  
Dec. 3 CLEVELAND STATE  
Dec. 5 YOUNGSTOWN STATE  
Dec. 8 at Toledo  
Dec. 13 at Miami (Ohio)  
Dec. 16 at Mississippi State  
Dec. 19 MD-EASTERN SHORE  
Dec. 22 ARKANSAS-LITTLE ROCK  
Dec. 28 SAM HOUSTON STATE  
Dec. 31 at UIC  
Jan. 2 at Loyola  
Jan. 8 BUTLER  
Jan. 10 VALPARAISO  
Jan. 14 at Green Bay  
Jan. 16 at Milwaukee  
Jan. 23 at Detroit  
Jan. 28 UIC  
Jan. 30 LOYOLA  
Feb. 4 at Valparaiso  
Feb. 6 at Butler  
Feb. 11 MILWAUKEE  
Feb. 13 GREEN BAY  
Feb. 17 DETROIT  
Feb. 20 at BracketBusters  
Feb. 25 at Youngstown State  
Feb. 27 at Cleveland State  
M. 2-9 Horizon League Tournament

## Xavier

Home - Dec. 19



**Location:** Cincinnati, Ohio  
**Enrollment:** 6,700  
**Nickname:** Musketeers  
**Colors:** Navy Blue and White  
**Conference:** Atlantic 10  
**Arena:** Cintas Center (10,250)  
**Athletic Director:** Mike Bobinski  
**Head Coach:** Chris Mack (Pitt '92)  
**Record at School:** First Year  
**Overall Record:** First Year  
**Coach's Phone:** (513) 745-3417  
**Assistant Coaches:** Pat Kelsey, Orlando Ranson, Travis Steele  
**2008-09 Record:** 27-8  
**Conference Finish:** 12-4 (1st)

**Basketball SID:** Tom Eiser  
**Office Phone:** (513) 745-3214  
**E-Mail:** eiser@xavier.edu  
**Fax:** (513) 745-2825  
**Web:** www.goxavier.com

### TOP RETURNEES

Jason Love, 6-9, Sr., 6.7 ppg  
Dante Jackson, 6-5, Jr., 6.6 ppg  
Terrell Holloway, 6-0, So., 5.5 ppg

### SCHEDULE

Nov. 13 YOUNGSTOWN STATE  
Nov. 17 BOWLING GREEN  
Nov. 21 SACRED HEART  
Nov. 26 vs. Marquette (Old Spice Cl.)  
Nov. 27 Creighton/Michigan  
Nov. 29 at Old Spice Classic  
Dec. 4 KENT STATE  
Dec. 8 at Kansas State  
Dec. 13 CINCINNATI  
Dec. 19 at Butler  
Dec. 23 MIAMI (OHIO)  
Dec. 29 LSU  
Jan. 3 at Wake Forest  
Jan. 7 at La Salle  
Jan. 10 at George Washington  
Jan. 13 CHARLOTTE  
Jan. 16 DAYTON  
Jan. 20 at Temple  
Jan. 23 RHODE ISLAND  
Jan. 28 DUQUESNE  
Jan. 31 FORDHAM  
Feb. 3 at Massachusetts  
Feb. 6 at Dayton  
Feb. 13 at Florida  
Feb. 17 SAINT JOSEPH'S  
Feb. 20 at Charlotte  
Feb. 24 at Saint Louis  
Feb. 28 RICHMOND  
Mar. 3 at Fordham  
Mar. 6 ST. BONAVENTURE  
M. 9-14 Atlantic 10 Tournament

## Youngstown State

Home - Jan. 16  
Away - Feb. 11



**Location:** Youngstown, Ohio  
**Enrollment:** 14,682  
**Nickname:** Penguins  
**Colors:** Red and White  
**Conference:** Horizon League  
**Arena:** Beeghly Center (6,300)  
**Athletic Director:** Ron Strollo  
**Head Coach:** Jerry Slocum (Kings '75)  
**Record at School:** 41-78 (4 years)  
**Overall Record:** 621-403 (34 years)  
**Coach's Phone:** (330) 941-3004  
**Assistant Coaches:** Michael Wernicki, Byron Thorne, Brian DePaoli  
**2008-09 Record:** 11-19  
**Conference (Finish):** 7-11 (t-6th)

**Basketball SID:** Jamie Hall  
**Office Phone:** (330) 941-1581  
**E-Mail:** jehall@ysu.edu  
**Fax:** (330) 941-3191  
**Web:** www.ysusports.com

### TOP RETURNEES

Kelvin Bright, 6-4, Sr., 11.4 ppg  
DeAndre Mays, 6-2, Sr., 10.7 ppg  
Vyatas Sulskis, 6-7, Jr., 10.3 ppg

### SCHEDULE

Nov. 13 at Xavier  
Nov. 15 HIRAM  
Nov. 18 KENT STATE  
Nov. 21 at Saint Peter's  
Nov. 24 GENEVA  
Nov. 28 at Pittsburgh  
Dec. 3 at Detroit  
Dec. 5 at Wright State  
Dec. 16 at Saint Francis (Pa.)  
Dec. 19 at Green Bay  
Dec. 22 HIGH POINT  
Dec. 30 ROBERT MORRIS  
Jan. 2 CLEVELAND STATE  
Jan. 7 UIC  
Jan. 9 LOYOLA  
Jan. 14 at Valparaiso  
Jan. 16 at Butler  
Jan. 22 MILWAUKEE  
Jan. 24 GREEN BAY  
Jan. 27 NORTH CAROLINA CENT.  
Jan. 30 at Cleveland State  
Feb. 4 at Loyola  
Feb. 6 at UIC  
Feb. 11 BUTLER  
Feb. 13 VALPARAISO  
Feb. 15 at Milwaukee  
Feb. 20 at BracketBusters  
Feb. 25 WRIGHT STATE  
Feb. 27 DETROIT  
M. 2-9 Horizon League Tournament

## BracketBusters

Home - Feb. 20



For the sixth straight season, all of the Horizon League's men's basketball teams are part of the pool of teams eligible for the BracketBusters event, a two-day (Feb. 19-20) college basketball extravaganza pitting NCAA Tournament hopefuls against each other just before the start of March Madness. This year's event features 98 teams from 14 conferences.

**NATIONAL EXPOSURE:** For the fifth straight year, ESPNU will televise five BracketBusters games, while ESPN2 will televise six contests. The 11 televised BracketBusters matchups will be announced on Feb. 1.

**HOME TEAMS:** Appalachian State, Austin Peay, Ball State, Boise State, Bowling Green, Bradley, Butler, Cal State Fullerton, Cal State Northridge, Canisius, Central Michigan, Cleveland State, Creighton, Delaware, Detroit, Eastern Illinois, Eastern Kentucky, Evansville, Fresno State, Gardner-Webb, George Mason, Georgia State, Green Bay, Hawaii, Hofstra, Idaho, Illinois State, Iona, Jacksonville State, Kent State, Loyola (Md.), Manhattan, Miami (Ohio), Milwaukee, Missouri State, Montana State, Murray State, Northeastern, Northern Iowa, Ohio, Pacific, Radford, Saint Peter's, Southern Illinois, UC Irvine, UC Riverside, Utah State, Vermont, Virginia Commonwealth.

**ROAD TEAMS:** Akron, Boston University, Buffalo, Cal Poly, College of Charleston, Drake, Drexel, Eastern Michigan, Elon, Fairfield, Indiana State, James Madison, Long Beach State, Louisiana Tech, Loyola (Ill.), Marist, Morehead State, Morgan State, Nevada, New Hampshire, New Mexico State, Niagara, Northern Illinois, Old Dominion, Oral Roberts, Presbyterian, Rider, San Jose State, Siena, SIU-Edwardsville, Southeast Missouri, South Carolina State, Tennessee State, Tennessee Tech, Tennessee-Martin, Toledo, Towson, UC Davis, UC Santa Barbara, UIC, UNC Wilmington, Valparaiso, Western Carolina, Western Michigan, Wichita State, William & Mary, Winthrop, Wright State, Youngstown State.

# Opponents



**All 10 Horizon League teams will participate in the eighth annual ...**



### Home Teams



For the sixth straight season, all Horizon League men's basketball teams will participate in the 2010 BracketBusters Feb. 19-20. The two-day event will feature 11 nationally televised contests -- on either ESPN2 or ESPNU -- selected from a pool of 98 teams.

For the fifth straight year, ESPNU, the 24-hour college sports network, will televise five BracketBusters games, while ESPN2 will televise six contests. The 11 televised BracketBusters matchups will be announced Feb. 1, with game time and network assignments announced Feb. 18.

The eighth annual BracketBusters, named because of the success of the teams in NCAA Tournament play, will provide the 22 televised teams an opportunity play other top non-conference opponents three weeks before Selection Sunday. The 76 teams not selected for television also will compete against each other through the same two days.

In addition to all 10 Horizon League teams, the 98-team pool also will feature 12 teams from the Mid-American and Colonial Athletic; 11 from the Ohio Valley, 10 from the Missouri Valley and Metro Atlantic Athletic; nine from the Western Athletic and Big West; four from the Big South and Southern; three from the America East; two from the Mid-Eastern Athletic; and one each from the Big Sky and Summit League.



### Road Teams





# All-Time Series

2009  
Horizon League  
Season Champs

Opponent.....	BU	Opp.	Opponent.....	BU	Opp.	Opponent.....	BU	Opp.
Air Force	1	0	Grinnell	3	1	Oral Roberts	3	14
Akron	1	0	Hanover	12	2	Oregon State	1	0
Alabama	1	0	Hawaii	0	1	Pacific	1	0
Alabama State	1	0	Holy Cross	0	1	Penn State	2	1
American-Puerto Rico	1	0	Idaho State	2	0	Pepperdine	1	0
Anderson	2	0	Illinois	7	29	Pittsburgh	7	5
Appalachian State	0	1	Illinois-Springfield	1	0	Portland	4	0
Arizona	0	3	Illinois State	4	5	Princeton	2	0
Arkansas	1	0	Illinois Wesleyan	2	1	Purdue	16	37
Auburn	0	2	Indiana	13	36	Quincy	1	0
Augustana (SD)	1	1	Indiana State	67	56	Radford	1	0
Austin Peay	1	1	Indiana Wesleyan	1	0	Richmond	0	1
<b>Ball State</b>	<b>63</b>	<b>37</b>	Indianapolis	27	12	Rio Grande	0	1
Belmont	2	1	IPFW	3	0	Robert Morris	2	0
Bethune-Cookman	1	0	Iowa	6	6	Rose Hulman	9	8
Birmingham-Southern	2	0	Iowa State	1	0	St. Francis (N.Y.)	1	0
Boston	1	0	IUPUI	3	0	St. Francis (Pa.)	1	0
Bowling Green	2	4	IU-South Bend	1	0	St. John's	0	1
Bradley	11	11	Jacksonville	2	0	St. Joseph's	38	25
Brigham Young	1	0	James Madison	2	1	St. Louis	11	16
Cal State Fullerton	1	1	Kalamazoo	1	0	St. Peter's	0	1
Cal State Northridge	1	0	Kent State	1	1	Samford	1	0
Cal State Sacramento	2	0	Kentucky	0	3	Santa Clara	1	1
Carnegie Tech	1	0	La Salle	6	2	South Alabama	1	0
Carthage	1	0	Lehigh	1	0	South Dakota State	4	0
Centenary	1	0	Lipscomb	2	0	South Florida	1	0
Central Michigan	2	0	Long Beach State	0	1	Southern California	2	2
Centre	2	0	Long Island	1	2	Southern Illinois	2	1
Chicago	9	1	Louisiana-Lafayette	1	0	So. Ill.-Edwardsville	1	0
Chicago State	1	1	LSU	0	1	Southern Indiana	3	0
Cincinnati	6	11	Louisville	4	4	Southern Methodist	1	0
City College of NY	1	0	<b>Loyola (Ill.)</b>	<b>46</b>	<b>30</b>	Southern Utah	0	2
Clemson	0	1	Manchester	6	1	Southwest Baptist	1	0
<b>Cleveland State</b>	<b>25</b>	<b>7</b>	Marian	0	1	Southwest Missouri	2	1
Colgate	1	0	Marquette	11	14	Stanford	0	1
Concordia Seminary	3	0	Marshall	2	0	Syracuse	0	1
Cornell	0	1	Maryland	1	0	Tennessee	2	1
Creighton	3	4	Maryland-Eastern Shore	1	0	Tennessee-Martin	1	1
Dartmouth	2	0	Mercer	2	2	Texas	0	1
<b>Davidson</b>	<b>1</b>	<b>0</b>	Miami (Ohio)	11	1	Texas Christian (TCU)	2	0
Dayton	11	10	Michigan	13	17	Texas-Pan American	1	0
Delaware	1	0	Michigan State	8	14	Texas Tech	1	0
Denver	1	0	Millikin	1	0	Toledo	6	14
DePaul	1	5	<b>Milwaukee</b>	<b>27</b>	<b>10</b>	Transylvania	1	0
DePauw	87	29	<b>Minnesota</b>	<b>0</b>	<b>2</b>	Tulane	4	0
<b>Detroit</b>	<b>39</b>	<b>27</b>	Mississippi State	1	0	<b>UAB</b>	<b>1</b>	<b>1</b>
Drake	5	3	Mississippi Valley State	1	0	UCLA	1	4
Drexel	0	1	Missouri	3	3	<b>UIC</b>	<b>27</b>	<b>11</b>
Duke	0	1	Montana State	2	1	Utah	0	1
Duquesne	1	1	Mount St. Mary's	2	0	Utah State	0	2
Earlham	19	14	Murray State	1	2	<b>Valparaiso</b>	<b>64</b>	<b>32</b>
Eastern Illinois	2	4	Navy	1	1	Vanderbilt	3	0
Eastern Kentucky	3	3	Nebraska	1	2	Villanova	0	1
Eastern Washington	0	1	Nevada	2	0	Vincennes	1	0
Elon	1	0	New Mexico	1	3	Virginia Commonwealth	1	0
<b>Evansville</b>	<b>54</b>	<b>60</b>	New Mexico State	1	0	Virginia Tech	1	0
Florida	0	2	North Carolina	1	2	Wabash	86	33
Florida A & M	0	1	North Carolina-Charlotte	1	2	Wake Forest	1	0
Florida Gulf Coast	3	0	North Carolina-Wilmington	0	3	Washington	1	0
Florida International	2	0	Northeastern Illinois	1	0	Washington (Mo.)	4	0
Florida State	2	2	Northern Colorado	1	0	Wayne State	3	0
Fordham	1	0	Northern Illinois	6	3	Weber State	0	2
Franklin	46	18	Northern Iowa	2	0	Western Illinois	3	1
Fresno State	0	1	<b>Northwestern</b>	<b>7</b>	<b>16</b>	Western Kentucky	7	16
George Mason	0	1	Notre Dame	31	71	Western Michigan	4	1
Georgetown (Ky.)	0	1	Oakland City	1	0	Western Reserve	9	1
<b>Georgetown</b>	<b>0</b>	<b>0</b>	Occidental	1	0	Western State	4	1
Georgia Southern	1	0	Ohio	8	2	Wisconsin	13	17
Georgia State	2	0	<b>Ohio State</b>	<b>9</b>	<b>31</b>	<b>Wright State</b>	<b>20</b>	<b>15</b>
Gonzaga	1	0	Oklahoma	2	2	<b>Xavier</b>	<b>15</b>	<b>28</b>
Grambling	1	0	Oklahoma A & M	4	0	Yale	4	0
<b>Green Bay</b>	<b>26</b>	<b>14</b>	Oklahoma City	7	5	<b>Youngstown State</b>	<b>16</b>	<b>2</b>
Greenville	1	0	Old Dominion	2	0			

# Series Records



Year	Opponent	Score	Location	Notes
<b>Ball State (63-37)</b>				
1924-25	W	27-13	A	
1925-26	W	41-13	A	
1926-27	W	40-38	A	
1927-28	W	39-34	H	
1931-32	W	36-22	H	
1939-40	W	29-23	H	
1940-41	W	38-36	A	
1941-42	W	38-36	H	
1942-43	L	43-45	A	
1944-45	W	45-41	H	
	L	36-64	A	
1945-46	W	47-40	H	
	L	35-60	A	
1950-51	W	59-54	H	
	L	46-65	A	
1951-52	W	61-57	H	
	W	59-46	A	
1952-53	W	82-52	H	
	L	54-77	A	
1953-54	W	75-73	H	
	W	78-75	A	
1954-55	W	75-73	H	
	L	65-83	A	
1955-56	W	69-59	H	
	W	84-74	A	
1956-57	W	79-68	H	
	L	67-78	A	
1957-58	W	91-79	H	
	W	82-76	A	
1958-59	W	77-67	H	
	W	85-73	A	
1959-60	W	73-56	H	
	W	100-72	A	
1960-61	W	82-73	H	
	W	73-59	A	
1961-62	W	61-58	H	
	W	87-86	A	
1962-63	W	77-60	H	
	W	74-66	A	
1963-64	W	79-74	H	
	L	73-90	A	
1964-65	L	72-85	A	
	W	102-97	H	
1965-66	W	75-71	A	
	L	65-75	H	
1966-67	W	95-93	H	
	L	71-72	A	
1967-68	L	65-78	A	
	W	89-81	H	
1968-69	L	64-75	A	
	W	95-75	H	
1969-70	W	88-82	H	
	W	102-95	A	
1970-71	W	104-96	A	
	W	91-85	H	
1971-72	L	85-92	A	
	W	88-86	H	
1972-73	W	102-70	H	
1973-74	L	83-80	H	
	L	82-86	A	
1974-75	L	74-91	H	
	L	59-79	A	
1975-76	W	63-61	H	
	L	63-66	A	
1976-77	W	56-48	H	
	L	59-66	A	
1977-78	L	79-88	H	
	L	62-67	H	
1978-79	L	72-80	A	
1979-80	L	71-100	A	
1980-81	L	66-69	H	
1981-82	L	54-63	A	
1982-83	W	74-60	H	
1983-84	L	68-73	A	
1984-85	W	88-75	H	
				(12/29/84 - Chad Tucker scored 33 points to lead the Bulldogs to an 88-75 victory over Ball State in Hinkle Fieldhouse.)
1985-86	L	61-64	A	
1986-87	W	78-65	H	
	L	70-83	A	
1987-88	W	61-59	A	
1988-89	L	44-54	H	
1989-90	L	42-63	A	
1990-91	W	84-77	H	
1991-92	W	78-72	A	
1992-93	W	63-49	H	
1993-94	L	84-93	A	
1994-95	L	77-85	H	
1995-96	W	67-57	A	
1996-97	L	67-71	H	
1997-98	L	46-58	A	
1998-99	W	61-48	H	
1999-00	L	70-80	A	
2000-01	W	71-48	H	
2001-02	W	75-66	A	
				(Rylan Hainje scored 23 points and grabbed nine rebounds to help Butler upset the #21-ranked Cardinals in Muncie.)
2002-03	W	71-45	H	
2003-04	L	61-63	A	
2004-05	W	74-68	H	
2005-06	W	64-43	A	
2006-07	W	65-41	H	
2007-08	W	61-45	A	
2008-09	W	64-55	H	
				<b>Cleveland State (25-7)</b>
1974-75	W	80-75	H	
1994-95	W	81-78	A	
				(1/21/95 - Travis Trice scored 11 of Butler's final 15 points and finished with 20 points to lead the Bulldogs to a come-from-behind win at Cleveland State, 81-78.)
1995-96	W	71-56	H	
	W	76-68	A	
1996-97	W	79-60	A	
1996-97	W	84-47	H	
1997-98	L	62-67	A	
	W	58-44	H	
1998-99	W	78-62	H	
	L	62-73	A	
1999-00	L	45-53	A	
	W	81-54	H	
2000-01	W	65-52	H	
	W	59-56	A	
				(2/10/01 - Brandon Miller drilled a three-point field goal with 0:02.7 left on the clock to give Butler a 59-56 victory over league-leading Cleveland State, snapping the Vikings' seven-game winning streak.)
2001-02	W	62-45	A	
	W	70-45	H	
2002-03	W	73-57	H	
	W	79-75 (2OT)	A	
2003-04	W	61-43	H	
	W	57-56	A	
				(2/12/04 - Mike Monserez nailed the game-winner from the baseline at the buzzer to give the Bulldogs a one-point, come-from-behind victory over Cleveland State at the CSU Convocation Center.)
2004-05	L	57-77	A	
	L	56-65	H	
2005-06	W	55-51	A	
	W	78-49	H	
2006-07	W	70-45	H	
	W	92-50	A	
2007-08	L	52-56	A	
	W	51-46	H	
	W	70-55	HL/H	
				(3/11/08 - Mike Green scored 24 points and grabbed 13 rebounds to lead the Bulldogs to a convincing win in the championship game of the 2008 Horizon League Tournament.)
2008-09	W	50-48	A	
	W	58-56	H	
	L	54-57	HL/H	
				<b>Davidson (1-0)</b>
2009-09	W	75-63	A	
				<b>Detroit (39-27)</b>
1935-36	L	32-38	A	
1937-38	L	25-41	H	
1938-39	L	24-33	A	
1939-40	W	41-34	H	
1980-81	L	72-83	H	
1981-82	W	68-61	H	
	L	67-81	A	
1982-83	W	64-63	A	
	W	71-63	H	
1983-84	L	60-74	A	
	W	73-53	H	
1984-85	W	70-67	H	
	L	53-58	A	
1985-86	L	73-75	H	
	L	48-72	A	
1986-87	W	76-66	A	
	W	88-77	H	
				(2/9/87 - Darrin Fitzgerald hit 12 three-point field goals and scored 54 points to lead Butler past Detroit, 88-77, in Hinkle Fieldhouse.)
1987-88	W	52-50	H	
	W	89-81	A	
1988-89	L	80-88	A	
	W	76-73	H	
1989-90	L	77-85	H	
	W	71-69	A	
1990-91	W	76-62	A	
	W	71-56	H	
1991-92	W	91-82	A	
	W	95-84	H	
	W	87-70	MCC	
1992-93	L	82-85	H	
	L	65-71	A	
1993-94	L	61-74	A	
	W	83-63	H	
1994-95	L	85-88 (OT)	H	
	L	53-59	MCC	
1995-96	W	70-62	H	
	W	69-61	A	
1996-97	L	54-56 (OT)	A	
	W	68-55	H	
1997-98	L	67-78	A	
	L	51-54	H	
1998-99	W	59-46	A	
	L	52-62	H	
	L	65-72	MCC	
1999-00	L	65-75	A	
	W	68-62	H	
	W	62-43	MCC	
				(3/7/00 - LaVall Jordan scored a game-high 19 points and limited MCC scoring leader Rashad Phillips to just 11 points as the Bulldogs advanced to the NCAA Tournament for the third time in four years.)
2000-01	W	74-59	H	
	L	63-68	A	
	W	53-38	MCC	
2001-02	L	54-63	A	
	W	61-48	H	
2002-03	W	76-68	H	
	W	66-63	A	
	W	58-55	HL	
2003-04	W	70-69 (OT)	H	
	L	48-54	A	
2004-05	L	59-72	A	
	W	65-50	H	
2005-06	W	64-52	H	
	L	71-73	A	
2006-07	W	68-58	A	
	W	56-36	H	
2007-08	W	53-46	A	
	W	65-31	H	
2008-09	W	54-50	H	
	W	66-61	A	
				<b>Evansville (54-60)</b>
1920-21	W	34-24		
1926-27	L	23-25		
	L	27-35		



# Series Records

2009  
Horizon League  
Season Champs

1927-28	W	38-32	
	W	33-27	
1928-29	W	56-10	H
	W	40-31	A
1929-30	W	63-21	H
1930-31	W	27-17	A
1931-32	W	23-19	H
1949-50	W	53-48	H
1950-51	L	61-82	A
	L	37-52	H
1951-52	W	73-58	A
	W	71-65	H
1952-53	W	74-61	A
	W	74-70	H
1953-54	L	53-64	H
	W	79-67	A
1954-55	W	75-73	H
	L	75-83	A
1955-56	L	77-82 (OT)	H
	L	77-93	A
1956-57	W	89-87	H
	L	72-81	A
1957-58	W	101-76	H
<i>(1/11/58 - With perhaps the most impressive shooting performance in Butler basketball history, Bobby Plump scored 41 points and Butler hit the century mark for the first time, beating Evansville, 101-76. Plump hit 12 of 15 shots from the field and 17 of 17 from the free throw line.)</i>			
	L	85-89 (OT)	A
1958-59	W	78-75	H
	L	78-85 (OT)	A
1959-60	L	50-71	H
	L	69-86	A
1960-61	W	93-82	H
	L	74-92	A
1961-62	W	75-66	H
	W	92-87	A
1962-63	L	60-78	A
	W	79-74	H
1963-64	L	73-83	A
	L	61-70	H
1964-65	L	71-79	H
	L	73-84	A
1965-66	L	68-104	A
	W	110-83	H
1966-67	L	71-75	H
	W	68-65	A
1967-68	L	64-92	A
	W	89-82	H
1968-69	W	88-85	A
	L	83-96	H
1969-70	W	94-88	H
	W	99-87	A
1970-71	L	73-91	A
	L	90-102	H
1971-72	L	92-105	A
	L	93-98	H
1972-73	W	77-67	A
<i>(1/1/73 - Daryl Mason ripped down a school-record 26 rebounds and Marty</i>			

<i>Monserrez added 20 caroms in Butler's 77-67 win at Roberts Stadium.)</i>			
	W	76-74	H
1973-74	W	68-64	H
	L	60-93	A
1974-75	W	77-72	A
	W	69-67 (OT)	H
1975-76	W	91-78	H
	L	64-79	A
1976-77	L	65-74	A
	L	82-85	H
1978-79	W	71-63	A
	L	76-78	H
1979-80	W	56-55	A
	L	67-80	MCC
1980-81	L	58-73	A
	L	66-70	H
1981-82	L	47-80	H
	L	58-68	A
1982-83	W	73-68 (OT)	A
	W	78-69	H
	L	63-72	MCC
1983-84	W	74-55	H
	L	72-77	A
	L	65-70	MCC
1984-85	W	80-68	A
	W	71-69	H
	L	72-73 (OT)	MCC
1985-86	L	68-70 (OT)	A
	L	57-59	H
1986-87	W	70-64	H
	L	72-79	A
1987-88	L	78-85	A
	L	59-85	H
1988-89	L	45-61	A
	L	77-90	H
1989-90	L	51-56	H
	L	57-66	A
1990-91	L	128-136 (2OT)	H
1990-91	W	81-54	A
1991-92	L	83-88	A
	L	69-78	H
	L	76-95	MCC
1992-93	L	62-77	H
	L	72-84	A
	L	71-74	MCC
1993-94	L	93-95 (2OT)	A
	W	77-75	H
	L	66-68	MCC
1996-97	W	61-50	A
1997-98	W	63-46	H
1998-99	W	66-60	A
1999-00	W	73-45	H
2000-01	L	73-74	A
2001-02	W	101-65	H
2002-03	W	77-64	A
2003-04	W	65-64	H
2006-07	W	76-65	H
2007-08	W	60-47	A
2008-09	W	75-59	H

**Georgetown (0-0)**

<b>Green Bay (26-14)</b>			
1981-82	L	62-66	H
1983-84	L	65-74 (OT)	A
1991-92	L	66-69	H
1992-93	L	64-76	A
1994-95	W	56-43	A
	L	60-61	H
1995-96	L	61-64	H
	L	66-73 (OT)	A
1996-97	W	50-43	H
	L	56-58 (OT)	A
	W	57-52 (OT)	MCC
<i>(3/3/97 - Kelsey Wilson nailed a three-point field goal with 0:23 left in overtime and walk-on guard Chad Cantor hit two free throws with 0:05 remaining to give Butler a 57-52 overtime victory over the Phoenix in the MCC Tournament.)</i>			
1997-98	W	78-60	H
	W	59-57	A
	W	70-51	MCC
<i>(3/3/98 - Matthew Graves scored 18 points and Otis Frazier added 17 to lead Butler to a 70-51 victory over the Phoenix in the championship game of the MCC Tournament in Green Bay.)</i>			
1998-99	W	57-50	A
	W	50-37	H
	W	68-65 (3OT)	MCC
<i>(2/28/99 - In one of the most memorable games in MCC Tournament history, Andy Hirschy scored a career-high 23 points and Mike Marshall grabbed a career-high 15 rebounds to lead the Bulldogs past UW-Green Bay in three overtimes.)</i>			
1999-00	W	60-44	H
	W	62-50	A
2000-01	L	68-69	A
	W	78-52	H
2001-02	W	64-41	H
	W	77-74	A
	L	48-49	HL
2002-03	W	68-53	A
	W	58-37	H
2003-04	L	63-70	H
	L	50-60	A
	W	72-50	HL/H
2004-05	L	50-57	H
	W	70-47	A
2005-06	W	72-66 (OT)	H
	W	63-57	A
	W	73-51	HL
2006-07	W	80-59	H
	W	68-58	A
2007-08	W	74-65	H
	W	62-57	A
2008-09	W	68-59	H
	L	66-75	A

**Loyola (46-30)**

1927-28	W	27-17	A
1929-30	L	14-22	H

1930-31	W	27-22	H
1931-32	L	21-22	H
1934-35	W	43-25	H
1939-40	W	43-39	A
1976-77	W	63-62	H
1977-78	L	51-78	A
1978-79	W	83-75	H
1979-80	L	106-107 (OT)	A
1980-81	L	66-68	H
	L	77-87	A
1981-82	L	73-98	A
	L	60-78	H
	L	71-88	MCC
1982-83	L	73-84	H
	L	72-83	A
1983-84	W	97-70	A
<i>(1/7/84 - Tim McRoberts exploded for 37 points to lead the Bulldogs to a 97-70 upset of the Ramblers, ending Loyola's eight-game winning streak over the Bulldogs.)</i>			
	W	73-65	H
1984-85	L	74-86	H
	L	90-105	A
1985-86	L	61-63	H
	L	84-106	A
1986-87	L	86-90 (OT)	A
	L	77-89	H
1987-88	W	66-54	H
	W	81-57	A
	L	59-67	MCC
1988-89	L	65-71	A
	L	84-85	H
1989-90	L	48-53	A
	W	72-67	H
1990-91	W	80-67	H
	W	91-85	A
	L	62-75	MCC
1991-92	W	68-63	A
	W	78-76	H
1992-93	W	68-51	H
	L	65-66 (OT)	A
1993-94	W	75-59	H
	W	69-60	A
	W	78-67	MCC
1994-95	W	61-58 (OT)	H
	W	67-50	A
1995-96	W	67-59	A
	W	78-66	H
1996-97	W	89-48	H
	W	62-56	A
1997-98	W	59-56 (OT)	H
	L	62-70 (OT)	A
	W	62-53	MCC
1998-99	L	51-53	A
	W	57-52	H
1999-00	W	68-48	A
	W	59-44	H
	W	61-57	MCC
<i>(3/4/00 - Mike Marshall had 16 points and 10 rebounds and Andrew Graves hit four clutch free throws in the final minute to help Butler to a come-from-</i>			



# Series Records



behind, 61-57, victory over Loyola in the first round of the conference tournament in Chicago. The Bulldogs went on to win their third league tournament championship.)

2000-01	W	71-57	H
	W	66-62	A
	W	78-52	MCC
2001-02	W	78-48	H
	L	56-60	A
2002-03	W	81-74 (OT)	H
	L	63-73	A
2003-04	W	72-54	H
	W	74-67 (OT)	A
2004-05	W	77-72 (OT)	A
<i>(1/13/05 - Bruce Horan hit a three-point field goal with 0:53 left in regulation to send the game into overtime, and the Bulldogs pulled away in the extra session to claim a 77-72 victory at Loyola. It was Butler's second consecutive overtime win at Loyola.)</i>			
	W	79-51	H
2005-06	L	64-74	A
	W	62-50	H
2006-07	W	70-66 (OT)	A
	L	71-75	H
	W	67-66 (OT)	HL
2007-08	W	66-55	A
	W	63-50	H
2008-09	W	78-55	A
	L	67-71	H

**Milwaukee (27-10)**

1966-67	W	97-86	H
1977-78	L	65-69	A
1979-80	W	83-69	H
1994-95	W	64-48	A
	W	85-75	H
1995-96	W	71-67	A
	W	65-45	H
1996-97	W	75-59	H
	W	74-46	A
	W	48-36	MCC

*(3/1/97 - Jon Neuhouser scored seven points in the final seven minutes of the game, sparking a 13-4 scoring run and leading Butler to a 48-36 win over UW-Milwaukee in the first round of the MCC Tournament at Wright State.)*

1997-98	W	74-66	H
	W	71-56	A
1998-99	W	68-65	A
	W	78-63	H
1999-00	W	72-64	H
	W	84-72	A

*(2/17/00 - Senior Andrew Graves scored a career-high 25 points in 21 minutes to lead the Bulldogs to a 12-point win at UW-Milwaukee.)*

	W	65-51	MCC
2000-01	W	60-51	A
	W	80-75 (OT)	H

2001-02	L	72-73	H
	W	59-58	A
2002-03	L	65-69	A
	W	76-74	H
<i>(3/1/03 - In a game played before a sellout crowd at Hinkle Fieldhouse, guard Avery Sheets hit a three-point field goal at the buzzer to give the Bulldogs a two-point win and a fourth consecutive Horizon League regular season championship.)</i>			
	L	52-69	HL

2003-04	L	59-71	A
	W	75-58	H
2004-05	L	68-71 (OT)	H
	L	53-64	A
2005-06	L	59-64	A
	W	63-69 (OT)	H
	L	71-87	HL
2006-07	W	55-50	A
	W	66-47	H
2007-08	W	72-56	H
	W	83-75 (OT)	A

*(2/12/08 - Mike Green out-scored the entire Milwaukee team, 10-8 in overtime to lead Butler to a league road win. Green finished with 24 points, 13 rebounds and eight assists.)*

2008-09	W	78-48	H
	L	60-63	A

**Minnesota (0-2)**

1971-72	L	56-77	A
1973-74	L	68-70 (2OT)	H

**Northwestern (7-16)**

1934-35	L	36-41	A
1935-36	L	38-53	A
1937-38	W	30-21	H
1939-40	L	30-32	H
1940-41	W	32-31	H
1941-42	L	40-46	A
1946-47	L	40-44	A
1947-48	W	67-52	A
1950-51	L	60-70	H
1951-52	L	57-93	A
1952-53	L	72-90	A
1953-54	L	57-70	A
	W	78-60	H
1954-55	W	83-62	H
	L	74-81	A
1967-68	L	69-87	A
1968-69	L	69-73	H
1970-71	L	79-98	A
1972-73	W	65-61	H
1977-78	L	78-82	N
1984-85	L	58-61	A
1986-87	W	71-53	H
2008-09	W	57-53	H

**Ohio State (9-31)**

1924-25	L	25-34	A
1939-40	L	45-51	H

1940-41	W	51-49	A
	W	52-30	H
1946-47	W	54-50	H
1947-48	W	57-47	A
1948-49	L	48-60	A
1949-50	L	65-67	H
	L	65-66	A
1950-51	L	50-72	A
1951-52	L	74-75	A
1952-53	W	63-60	H
1953-54	L	78-93	H
1954-55	L	80-98	A
1955-56	L	51-73	H
1956-57	L	82-98	A
1957-58	W	77-73 (OT)	A

*(12/7/57 - The Bulldogs, behind the 20-point performance of Bobby Plump, defeat Ohio State, 77-73 in overtime, in St. John's Arena.)*

1958-59	L	69-81	H
1959-60	L	66-99	A
	L	68-96	H
1962-63	L	62-66	H
1963-64	L	68-74	A
1964-65	L	66-67	A
1965-66	L	74-75	H
1966-67	L	67-74	A
1967-68	L	69-71	H
1968-69	L	71-74	A
1969-70	L	89-112	H
1970-71	L	77-96	A
1971-72	L	70-82	H
1972-73	L	55-86	A
1973-74	L	63-77	H
1974-75	L	69-96	A
1975-76	W	70-67	H

*(11/29/75 - Wayne Burris scored three points in the final minute to secure a 70-67 victory over the Buckeyes in the 1975-76 season-opener.)*

1976-77	L	66-69	A
1978-79	W	87-86	H
<i>(11/25/78 - Tom Orner nailed a jump shot at the buzzer to lift Butler to an 87-86 victory over the visiting Buckeyes in a game celebrating Butler's 50th year in Hinkle Fieldhouse. The Bulldogs overcame a 17-point deficit in the second half!)</i>			
1981-82	L	48-66	A
2005-06	L	69-79 (OT)	A
2007-08	W	65-46	H

*(12/1/07 - Freshman Matt Howard, playing just his second game at home, scored 23 points and grabbed seven rebounds to lead Butler past the Buckeyes.)*

2008-09	L	51-54	A
---------	---	-------	---

**UIC (27-11)**

1988-89	L	65-69	H
	W	73-66	A
1989-90	W	57-51	H

	L	52-62	A
1994-95	L	82-100	A
	W	100-84	H
1995-96	W	78-58	H
	W	85-82	A
	L	97-107	MCC
1996-97	L	80-82 (OT)	A
	W	67-44	H
	W	69-68	MCC

*(3/4/97 - Jon Neuhouser scored 18 points and grabbed 11 rebounds to lead Butler past UIC, 69-68, in the title game of the MCC Tournament in Dayton, Ohio.)*

1997-98	W	78-76	H
	L	62-72	A
1998-99	W	67-62 (OT)	A
	W	54-47	H
1999-00	W	75-46	A
	W	84-60	H
2000-01	W	76-69	H
	W	68-66	A
2001-02	W	82-73	A
	W	85-61	H
2002-03	W	68-65	A
	W	61-47	H
2003-04	L	71-74 (OT)	H
	L	54-64	A
	L	56-65	HL/H
2004-05	L	49-73	A
	W	86-82	H
2005-06	W	75-56	H
	W	67-39	A
2006-07	L	67-73 (OT)	A
	W	71-45	H
2007-08	W	73-57	H
	W	51-46	A
	W	66-50	HL/H
2008-09	W	59-52	A
	W	80-61	H

**UAB (1-1)**

1980-81	L	58-87	A
2008-09	W	72-68	H

**Valparaiso (64-32)**

1934-35	W	41-25	
1938-39	W	44-26	H
1945-46	L	50-55	H
	L	49-85	A
1946-47	W	55-43	H
	W	68-44	A
1947-48	W	61-45	H
	W	61-57	A
1950-51	L	60-64	H
	L	76-80	A
1951-51	W	51-49	A
	L	55-75	H
1952-53	W	80-74	A
	W	75-53	H
1953-54	W	87-67	A
	W	65-63	H
1954-55	L	57-67	A



# Series Records

2009  
Horizon League  
Season Champs

1955-56	W	80-67	H	1986-87	L	56-74	A		L	65-77	A	1992-93	W	78-61	MCC/A
	W	89-66	H		W	66-58	H		L	55-60	HL		L	59-63	A
	L	40-63	A	1987-88	L	49-51 (OT)	A	2007-08	L	42-43	A		L	66-80	H
1956-57	L	67-78	A		L	55-56	H		W	66-61	H	1993-94	L	80-86	H
	W	61-50	H	1988-89	W	83-53	H	<i>(2/28/08 - Julian Betko hit five of six three-point field goal attempts in the first half and scored 17 points in 14 minutes to spark Butler to a five-point victory in front of a national television audience on ESPNU. The win gave Butler the outright Horizon League regular season championship.)</i>					L	73-93	A
1957-58	W	83-63	H		L	83-104	A	2008-09	W	64-48	H	1994-95	L	66-81	H
	W	81-73	A	1990-91	W	97-75	H		W	69-51	A	1997-98	L	66-93	A
1958-59	W	65-64	A	1991-92	W	83-80	A		W	62-57	HL/H	1998-99	L	66-73	H
	W	80-68	H	1992-93	W	81-62	H	<b>Xavier (15-28)</b>				2008-09	W	74-65	A
1959-60	W	74-60	H	1993-94	L	73-90	A	1936-37	L	26-28	A	<b>Youngstown State (16-2)</b>			
	W	89-72	A	1994-95	W	82-80	H	1940-41	W	57-33	H	1983-84	L	79-90	N
1960-61	W	90-81	A	2004-05	W	72-69	H	1976-77	L	60-66 (OT)	H	<i>(Cardinal Varsity Club Classic)</i>			
	W	95-74	H	2006-07	W	60-47	A	1977-78	W	61-55	H	2001-02	W	68-50	A
1961-62	W	92-70	H	2007-08	W	74-65	H		L	60-68	A		W	75-50	H
	L	52-60	A		W	71-68	A	1978-79	W	56-54	H	2002-03	W	64-60	H
1962-63	W	82-58	H	<i>(2/5/08 - Pete Campbell nailed his fifth three-point field goal of the game with 0:17 left to give Butler its first lead, 70-68, and ultimately the victory before a national television audience on ESPN2.)</i>					L	72-73	A		W	69-60	A
	W	75-58	A	<b>Wright State (20-15)</b>				1979-80	W	91-81	H	2003-04	W	67-66 (OT)	A
1963-64	W	95-84	H	1994-95	L	79-83	A	1980-81	W	73-72	H	<i>(1/21/04 - Bruce Horan, scoreless for the first 39:56 of the game, hit a three-point field goal at the end of regulation to tie the contest and then hit another three-pointer with 0:10 left in overtime to give the Bulldogs a one-point win over the Penguins.)</i>			
	W	83-76	A	1995-96	W	71-68	A		L	62-74	A		W	81-76	H
1964-65	L	74-80	A	<i>(1/11/96 - Jason McKenzie drilled a 30-ft. shot at the buzzer to lift Butler to a 71-68 win at Wright State.)</i>				1981-82	W	73-62	H	2004-05	W	50-37	H
	W	85-69	H		L	61-67	H		L	53-72	A		W	79-59	A
1965-66	L	83-89	A	1996-97	L	62-65	A	1982-83	L	49-51	A	2005-06	L	62-64	A
	W	93-91	H		W	75-57	H		W	72-52	H		W	72-64	H
1966-67	L	73-102	A	1997-98	W	81-66	H	1983-84	W	55-53	H	2006-07	W	67-39	H
	W	82-72	H		L	53-57	A		L	68-78	A		W	71-58	A
1967-68	W	77-63	H	1998-99	W	67-48	MCC	1984-85	W	61-59	A	2007-08	W	78-69	A
	W	79-76	A		W	60-53	A		W	81-73	H		W	89-73	H
1968-69	L	68-75	A		W	88-78 (2OT)	H	1985-86	L	56-77	A	2008-09	W	79-71	A
	W	80-78	H	<i>(2/6/99 - Freshman Rylan Hainje notched 16 points and 10 rebounds, while junior Mike Marshall added 14 points and 11 rebounds to lead Butler to an 88-78 victory in double-overtime at Hinkle Fieldhouse.)</i>				1986-87	W	86-84 (2OT)	H		W	78-57	H
1969-70	W	95-80	H		W	64-56	MCC		L	67-69	A	H--Home.			
	W	99-87	A	1999-00	W	71-47	H		L	98-104	MCC	A--Away.			
1970-71	W	91-86	H		W	79-55	A	1987-88	L	74-89	A	N--Neutral Site.			
	L	82-95	A	2000-01	L	61-62	A		L	70-71	H	HL--Horizon League Tournament.			
1971-72	L	73-91	H		W	59-48	H	1988-89	W	79-76	H	MCC--MCC Tournament.			
	L	77-99	A	2001-02	L	87-90 (2OT)	H	<i>(1/28/89 - Darren Fowlkes scored 33 points to spark Butler to a 79-76 upset of defending league champ Xavier at Hinkle Fieldhouse.)</i>				MSA--Market Square Arena.			
1972-73	L	63-65	H		W	66-58	MCC		L	75-85	A	NCAA--NCAA Tournament.			
	L	53-75	A	2002-03	W	72-57	A		L	66-80	H	NIT--National Invitation Tournament.			
1973-74	L	68-78	H		W	79-55	A	1989-90	L	57-81	A				
	W	72-67	A	2003-04	L	39-51	A		L	61-86	MCC				
1974-75	L	74-81	A		L	53-54	H		L	73-80	A				
	L	77-87	H	2004-05	L	54-59	H		L	93-105	H				
1975-76	W	73-69	H		L	55-61	A		L	75-98	H				
	L	81-82	A		L	57-61	HL/A		W	96-86	A				
1976-77	W	64-59	A	2005-06	W	70-62	H	<i>(3/7/92 - Senior Darin Archbold scored 42 points to lead Butler to a 96-86 upset of Xavier on the Musketeers' homecourt. One week later, Archbold scored 21 points to lead the Bulldogs past Xavier again, 78-61, in the MCC Tournament in Cincinnati.)</i>							
	W	65-60	H		L	83-86 (2OT)	A								
1977-78	W	66-63	A	2006-07	W	73-42	H								
	W	81-75	H												
1978-79	W	90-76	H												
	W	88-75	A												
1979-80	L	67-74	A												
	W	77-64	H												
1980-81	L	63-86	A												
1981-82	W	85-76	H												
	L	70-73	A												
1982-83	L	74-76	A												
	L	69-80	H												
1983-84	W	56-44	H												
	L	73-76	A												
1984-85	W	66-51	H												
	W	56-50	A												
1985-86	W	67-57	A												
	W	88-66	H												